



All V-belt pulleys are compliant with current legislation and are made of cast iron **GG 20** with protective phosphate.

Running in normal standard, the pulleys are statically balanced and this is sufficient for peripheral speeds up to **25 m/s**.

For higher speeds is essential dynamic balancing can be provided on request.

The Chiaravalli Group SpA is able to perform, upon request, balancing pulleys with diameters up to 630, with balancing CNC, accompanying certificate of balancing performed.

Over 35 m / sec, the pulleys in cast iron are not the most suitable and it requires the use of high-strength material.

D = diameter in meters

N = number of revolutions per minute

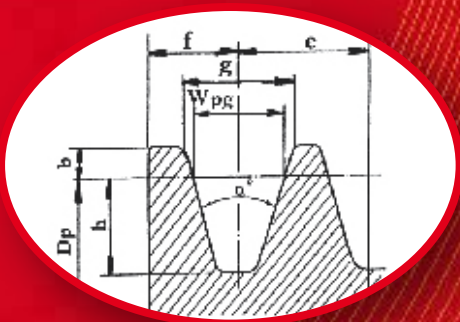
$$V_p = \frac{\pi \cdot D \cdot n}{60} = \frac{D \cdot n}{19,1} \text{ m/sec.}$$

Dimensions shown on the dimensional tables are not binding even if they are respected as far as possible.

We reserve the right to make variations and modifications without prior notice.

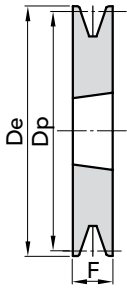
FEATURES OF THE GORGE

PROFILE	Dp mm	α°	W pg	g	h	b mm	f	e
SPZ	< 80	34°	8,5	9,7	9	2	8	12
	> 80	38°						
SPA	< 118	34°	11	12,7	11	2,8	10	15
	> 118	38°						
SPB	< 190	34°	14	16,3	14	3,5	12,5	19
	> 190	38°						
SPC	< 315	34°	19	22,0	19	4,8	17	25,5
	> 315	38°						

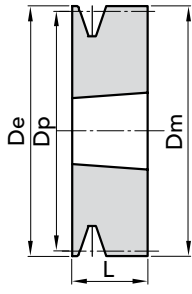


BAND WIDTH

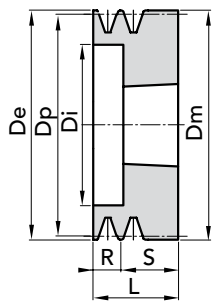
N° GROOVES	SPZ	SPA	SPB	SPC
1	16	20	25	34
2	28	35	44	59,5
3	40	50	63	85
4	52	65	82	111
5	64	80	101	136
6		95	120	162
8			158	213
10			196	264



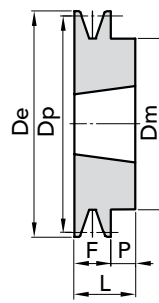
EXEC. 1



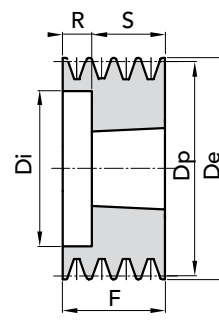
EXEC. 2



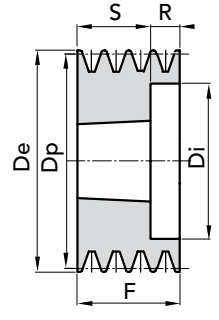
EXEC. 3



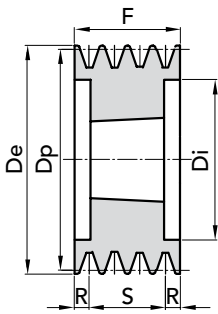
EXEC. 4



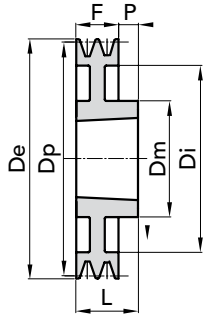
EXEC. 5



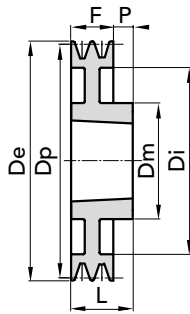
EXEC. 6



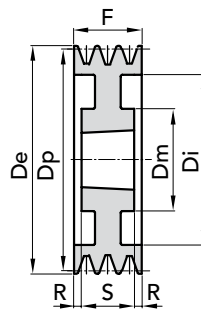
EXEC. 7



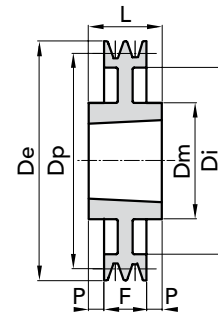
EXEC. 8



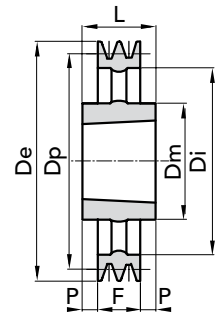
EXEC. 8A



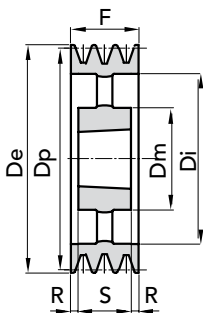
EXEC. 9



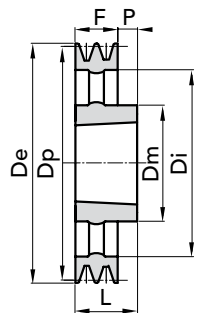
EXEC. 10



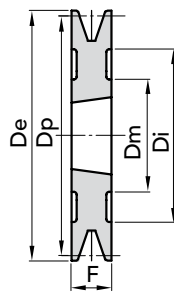
EXEC. 11



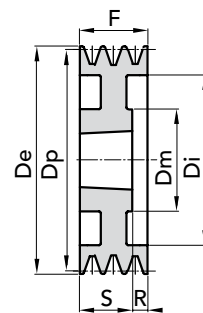
EXEC. 12



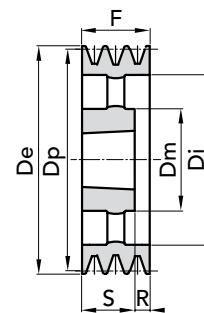
EXEC. 13



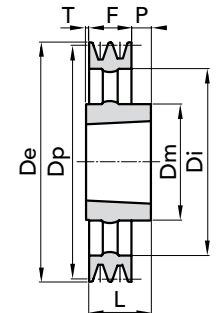
EXEC. 14



EXEC. 15



EXEC. 16



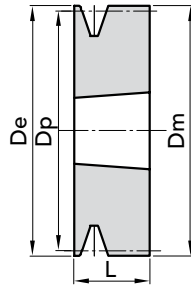
EXEC. 17



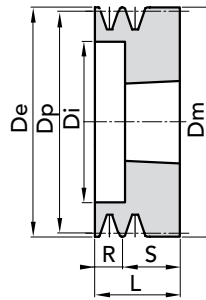
TAPER BUSHES

SPZ TYPE

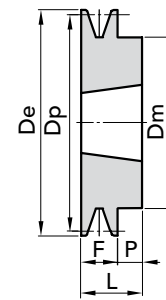
We are engaged to respect shapes and dimensions shown on this sheet but, we reserve the right to make changes and modifications without notice.



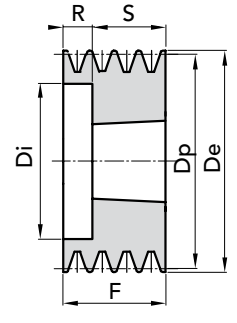
EXEC. 2



EXEC. 3



EXEC. 4



EXEC. 5

Dp	P. NUMBER	N°	EXEC.	BUSHE	Ø De	Ø Di	Ø Dm	F	L	P	R	S	WEIGHT
GROOVES													Kg.
60	91100601	1	2	1108	64,6		64,6		22				0,50
	91100602	2	3	1108	64,6	36	64,6		49		27	22	0,60
63	91100631	1	4	1108	67,6		62	16	22	6			0,40
	91100632	2	5	1108	67,6	40		28			6	22	0,50
	91100633	3	5	1108	67,6	40		40			18	22	0,50
67	91100671	1	4	1108	71,6		62	16	22	6			0,50
	91100672	2	5	1108	71,6	42		28			6	22	0,50
	91100673	3	5	1108	71,6	42		40			18	22	0,70
71	91100711	1	4	1108	75,6		62	16	22	6			0,50
	91100712	2	5	1108	75,6	42		28			6	22	0,50
	91100713	3	5	1108	75,6	42		40			18	22	0,70
75	91100751	1	4	1108	79,6		62	16	22	6			0,60
	91100752	2	5	1210	79,6	51		28			3	25	0,60
	91100753	3	5	1210	79,6	48		40			15	25	0,80
80	91100801	1	4	1210	84,6		75	16	25	9			0,60
	91100802	2	5	1210	84,6	51		28			3	25	0,70
	91100803	3	5	1210	84,6	51		40			15	25	0,80
	91100804	4	5	1210	84,6	51		52			27	25	0,90
85	91100851	1	4	1210	89,6		75	16	25	9			0,80
	91100852	2	5	1610	89,6	60		28			3	25	0,70
	91100853	3	5	1610	89,6	60		40			15	25	0,80
	91100854	4	5	1610	89,6	60		42			27	25	1,00
	91100855	5	5	1610	89,6	60		64			39	25	1,30
90	91100901	1	4	1210	94,6		75	16	25	9			0,80
	91100902	2	5	1610	94,6	61		28			3	25	0,80
	91100903	3	5	1610	94,6	61		40			15	25	0,90
	91100904	4	5	1610	94,6	61		42			27	25	1,10
	91100905	5	5	1610	94,6	61		64			39	25	1,40
95	91100951	1	4	1210	99,6		75	16	25	9			0,90
	91100952	2	5	1610	99,6	66		28			3	25	0,80
	91100953	3	5	1610	99,6	66		40			15	25	1,10
	91100954	4	5	1610	99,6	66		52			27	25	1,30
	91100955	5	5	1610	99,6	66		64			39	25	1,50
100	91101001	1	4	1210	104,6		75	16	25	9			0,90
	91101002	2	5	1610	104,6	71		28			3	25	1,20
	91101003	3	5	1610	104,6	71		40			15	25	1,20
	91101004	4	5	1610	104,6	72		52			27	25	1,40
	91101005	5	5	2012	104,6	72		64			32	32	1,60
106	91101061	1	4	1610	110,6		80	16	25	9			1,00
	91101062	2	5	1610	110,6	76		28			3	25	1,20
	91101063	3	5	1610	110,6	78		40			15	25	1,40
	91101064	4	5	1610	110,6	80		52			27	25	1,60
	91101065	5	5	2012	110,6	78		64			32	32	1,80

MATERIAL **CAST-IRON**

CAD drawings available on our site
www.chiaravalli.com

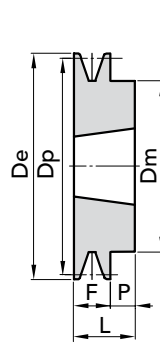
Quantity, availability and prices
 on B2B Chiaravalli



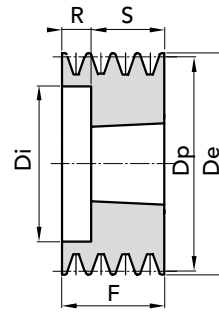
TAPER BUSHES

SPZ TYPE

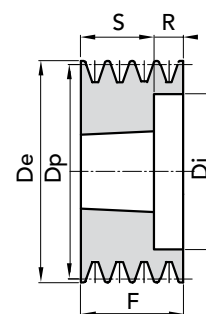
We are engaged to respect shapes and dimensions shown on this sheet but, we reserve the right to make changes and modifications without notice.



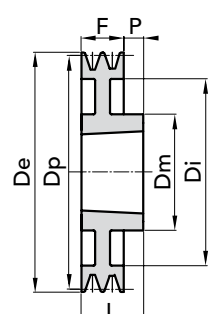
EXEC. 4



EXEC. 5



EXEC. 6



EXEC. 8

Dp	P. NUMBER	N°	EXEC.	BUSHE	Ø De	Ø Di	Ø Dm	F	L	P	R	S	WEIGHT
GROOVES													
Kg.													
112	91101121	1	4	1610	116,6		80	16	25	9			1,10
	91101122	2	5	1610	116,6	84		28			3	25	1,30
	91101123	3	5	2012	116,6	84		40			8	32	1,50
	91101124	4	5	2012	116,6	86		52			20	32	1,60
	91101125	5	5	2012	116,6	84		64			32	32	1,90
118	91101181	1	4	1610	122,6		80	16	25	9			1,30
	91101182	2	5	1610	122,6	90		28			3	25	1,40
	91101183	3	5	2012	122,6	92		40			8	32	1,60
	91101184	4	5	2012	122,6	92		52			20	32	1,90
	91101185	5	5	2012	122,6	90		64			32	32	2,40
125	91101251	1	4	1610	129,6		80	16	25	9			1,40
	91101252	2	5	1610	129,6	97		28			3	25	1,70
	91101253	3	6	2012	129,6	97		40			8	32	2,00
	91101254	4	6	2012	129,6	99		52			20	32	2,20
	91101255	5	5	2012	129,6	97		64			32	32	2,80
132	91101321	1	4	1610	136,6		80	16	25	9			1,50
	91101322	2	5	1610	136,6	104		28			3	25	2,00
	91101323	3	6	2012	136,6	104		40			8	32	2,40
	91101324	4	6	2012	136,6	104		52			20	32	2,60
	91101325	5	5	2517	136,6	104		64			19	45	2,80
140	91101401	1	4	1610	144,6		80	16	25	9			1,50
	91101402	2	5	1610	144,6	112		28			3	25	2,20
	91101403	3	6	2012	144,6	112		40			8	32	2,80
	91101404	4	6	2012	144,6	112		52			20	32	3,00
	91101405	5	6	2517	144,6	112		64			19	45	3,20
150	91101501	1	4	1610	154,6		80	16	25	9			1,60
	91101502	2	4	2012	154,6		100	28	32	4			2,30
	91101503	3	6	2012	154,6	122		40			8	32	3,40
	91101504	4	6	2517	154,6	122		52			7	45	3,60
	91101505	5	6	2517	154,6	122		64			19	45	3,90
160	91101601	1	4	1610	164,6		80	16	25	9			1,70
	91101602	2	4	2012	164,6		100	28	32	4			3,10
	91101603	3	6	2012	164,6	132		40			8	32	3,60
	91101604	4	6	2517	164,6	132		52			7	45	4,50
	91101605	5	6	2517	164,6	132		64			19	45	4,70
180	91101801	1	4	1610	184,6		80	16	25	9			2,00
	91101802	2	8	2012	184,6	152	100	28	32	4			2,90
	91101803	3	6	2012	184,6	152		40			8	32	3,70
	91101804	4	6	2517	184,6	152		52			7	45	6,30
	91101805	5	6	2517	184,6	152		64			19	45	6,80

MATERIAL **CAST-IRON**

CAD drawings available on our site
www.chiaravalli.com

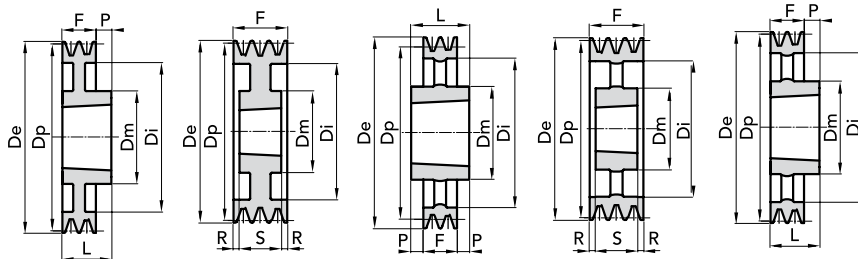
Quantity, availability and prices
 on B2B Chiaravalli



TAPER BUSHES

SECTION **SPZ**

We are engaged to respect shapes and dimensions shown on this sheet but, we reserve the right to make changes and modifications without notice.



ESEC. 8

ESEC. 9

ESEC. 11

ESEC. 12

ESEC. 13

Dp	P. NUMBER	N°	EXEC.	BUSHE	Ø De	Ø Di	Ø Dm	F	L	P	R	S	WEIGHT
GROOVES													
Kg.													
190	91101902	2	8	2012	194,6	160	100	28	32	4			3,10
	91101903	3	9	2012	194,6	160	105	40			4	32	3,40
	91101904	4	9	2517	194,6	160	120	52			3,5	45	5,30
200	91102001	1	8	2012	204,6	172	100	16	32	16			3,40
	91102002	2	8	2012	204,6	172	100	28	32	4			3,50
	91102003	3	9	2012	204,6	172	100	40			4	32	4,30
	91102004	4	9	2517	204,6	172	120	52			3,5	45	5,40
	91102005	5	9	2517	204,6	172	120	64			9,5	45	8,80
224	91102241	1	8	2012	228,6	196	100	16	32	16			3,60
	91102242	2	8	2012	228,6	196	100	28	32	4			4,50
	91102243	3	9	2012	228,6	196	100	40			4	32	5,40
	91102244	4	9	2517	228,6	196	120	52			3,5	45	7,00
	91102245	5	9	2517	228,6	196	120	64			9,5	45	8,80
250	91102501	1	11	2012	254,6	222	100	16	32	8			4,60
	91102502	2	11	2012	254,6	222	100	28	32	2			5,40
	91102503	3	12	2012	254,6	222	100	40			4	32	6,40
	91102504	4	12	2517	254,6	222	120	52			3,5	45	8,00
	91102505	5	12	2517	254,6	222	120	64			9,5	45	9,00
280	91102801	1	11	2012	284,6	252	100	16	32	8			5,50
	91102802	2	11	2012	284,6	252	100	28	32	2			6,20
	91102803	3	11	2517	284,6	252	120	40	45	2,5			8,30
	91102804	4	12	2517	284,6	252	120	52			3,5	45	9,50
	91102805	5	12	2517	284,6	252	120	64			9,5	45	11,00
315	91103151	1	11	2012	319,6	287	100	16	32	8			6,70
	91103152	2	11	2012	319,6	287	100	28	32	2			7,20
	91103153	3	11	2517	319,6	287	120	40	45	2,5			10,10
	91103154	4	12	2517	319,6	287	120	52			3,5	45	12,10
	91103155	5	12	2517	319,6	287	120	64			9,5	45	13,30
355	91103551	1	11	2012	359,6	326	100	16	32	8			6,80
	91103552	2	11	2012	359,6	326	100	28	32	2			8,60
	91103553	3	11	2517	359,6	326	120	40	45	2,5			11,70
	91103554	4	12	2517	359,6	326	120	52			3,5	45	12,80
	91103555	5	12	2517	359,6	326	120	64			9,5	45	13,00
400	91104001	1	11	2012	404,6	371	112	16	32	8			6,90
	91104002	2	11	2517	404,6	371	125	28	45	8,5			9,90
	91104003	3	11	2517	404,6	371	125	40	45	2,5			13,30
	91104004	4	12	2517	404,6	371	125	52	45		3,5		13,60
	91104005	5	12	3020	404,6	371	158	64	51		6,5		15,60
450	91104501	1	11	2517	454,6	421	125	16	45	14,5			7,20
	91104502	2	11	2517	454,6	421	125	28	45	8,5			11,20
	91104503	3	11	2517	454,6	421	125	40	45	2,5			14,60
	91104504	4	12	3020	454,6	421	158	52	51		0,5		14,50
	91104505	5	12	3020	454,6	421	158	64	51		8,5		19,00
500	91105002	2	11	2517	504,6	471	125	28	45	8,5			10,50
	91105003	3	11	2517	504,6	471	125	40	45	2,5			15,80
	91105004	4	12	3020	504,6	471	158	52	51		0,5		17,34
	91105005	5	12	3030	504,6	471	148	64	76	6			22,60

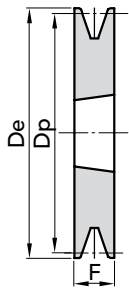
MATERIAL **CAST-IRON**

CAD drawings available on our site
www.chiaravalli.com

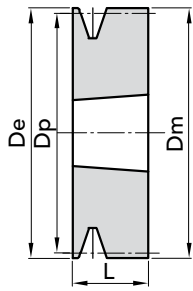
Quantity, availability and prices
 on B2B Chiaravalli



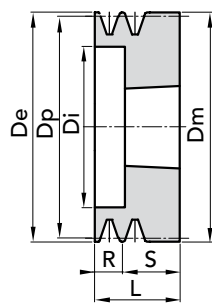
V-BELT PULLEYS for TAPER BUSHES



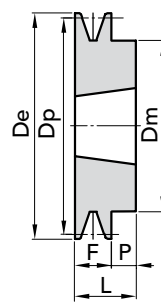
EXEC. 1



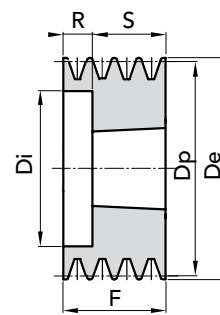
EXEC. 2



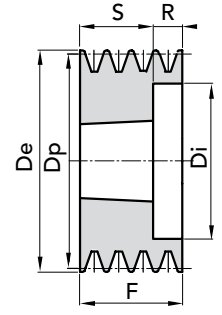
EXEC. 3



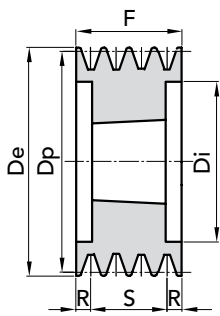
EXEC. 4



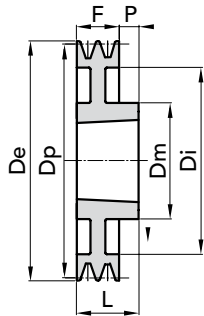
EXEC. 5



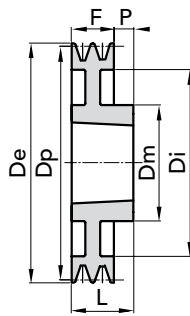
EXEC. 6



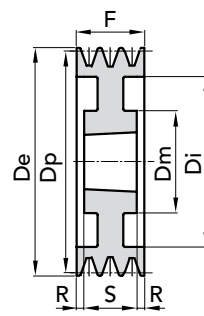
EXEC. 7



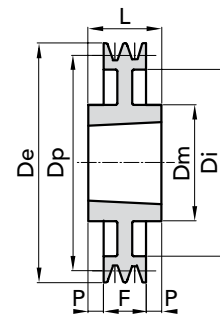
EXEC. 8



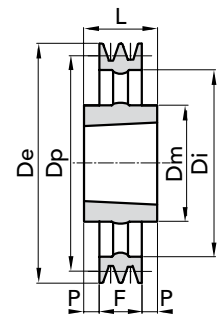
EXEC. 8A



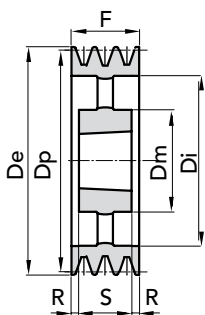
EXEC. 9



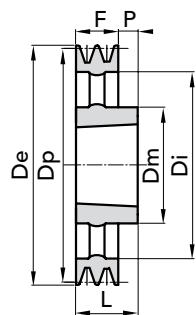
EXEC. 10



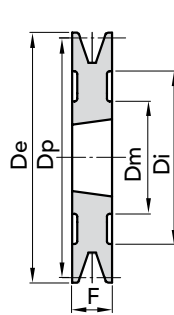
EXEC. 11



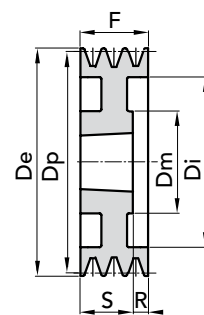
EXEC. 12



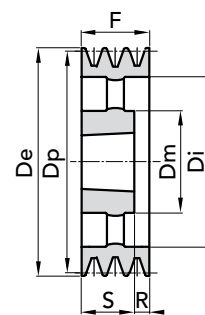
EXEC. 13



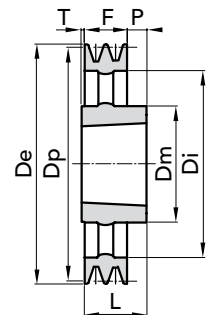
EXEC. 14



EXEC. 15



EXEC. 16



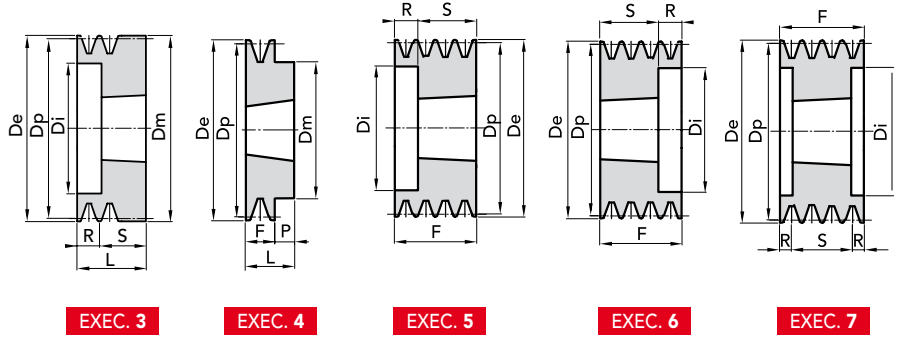
EXEC. 17



TAPER BUSHES

SPA TYPE

We are engaged to respect shapes and dimensions shown on this sheet but, we reserve the right to make changes and modifications without notice.



Dp	P. NUMBER	N°	EXEC.	BUSHE	Ø De	Ø Di	Ø Dm	F	L	P	R	S	WEIGHT
GROOVES													Kg.
63	91200631	1	3	1008	69,1	37	56	20	40	2	18	22	0,80
71	91200711	1	4	1108	77,1		62	20	22	2			0,50
	91200712	2	5	1108	77,1	40	62	35	22	2	13	22	0,60
	91200713	3	5	1108	77,1	40		50			28	22	0,80
75	91200751	1	4	1108	81,1		62	20	22	2			0,60
	91200752	2	5	1108	81,1	44		35			13	22	0,70
	91200753	3	5	1108	81,1	44		50			28	22	0,90
80	91200801	1	4	1210	86,1		75	20	25	5			0,70
	91200802	2	5	1210	86,1	47		35			10	25	0,70
	91200803	3	5	1210	86,1	47		50			25	25	1,10
85	91200851	1	4	1210	91,1		75	20	25	5			0,70
	91200852	2	5	1210	91,1	50		35			10	25	0,80
	91200853	3	5	1210	91,1	50		50			25	25	1,20
90	91200901	1	4	1210	96,1		75	20	25	5			0,80
	91200902	2	5	1610	96,1	60		35			10	25	0,90
	91200903	3	5	1610	96,1	60		50			25	25	1,30
95	91200951	1	4	1210	101,1		75	20	25	5			0,90
	91200952	2	5	1610	101,1	64		35			10	25	1,00
	91200953	3	5	1610	101,1	64		50			25	25	1,50
	91200954	4	7	1615	101,1	64		65			13,5	38	1,40
100	91201001	1	4	1610	106,1		80	20	25	5			1,00
	91201002	2	5	1610	106,1	70		35			10	25	1,10
	91201003	3	6	1610	106,1	70		50			25	25	1,30
	91201004	4	6	1615	106,1	70		65			27	38	1,80
	91201005	5	6	1615	106,1	70		80			42	38	2,10
106	91201061	1	4	1610	112,1		80	20	25	5			1,20
	91201062	2	5	1610	112,1	76		35			10	25	1,20
	91201063	3	6	1610	112,1	76		50			25	25	1,60
	91201064	4	5	2012	112,1	76		65			33	32	2,10
	91201065	5	5	2012	112,1	76		80			48	32	2,30
112	91201121	1	4	1610	118,1		80	20	25	5			1,30
	91201122	2	5	1610	118,1	80		35			10	25	1,40
	91201123	3	5	2012	118,1	80		50			18	32	1,60
	91201124	4	5	2012	118,1	80		65			33	32	2,00
	91201125	5	5	2012	118,1	80		80			48	32	2,50
118	91201181	1	4	1610	124,1		80	20	25	5			1,40
	91201182	2	5	1610	124,1	86		35			10	25	1,70
	91201183	3	6	2012	124,1	86		50			18	32	1,90
	91201184	4	6	2012	124,1	86		65			33	32	2,30
	91201185	5	6	2012	124,1	86		80			48	32	2,80
125	91201251	1	4	1610	131,1		80	20	25	5			1,50
	91201252	2	5	1610	131,1	90		35			10	25	1,90
	91201253	3	6	2012	131,1	92		50			18	32	2,70
	91201254	4	6	2012	131,1	92		65			33	32	3,00
	91201255	5	7	2012	131,1	92		80			24	32	3,00

MATERIAL **CAST-IRON**

CAD drawings available on our site
www.chiaravalli.com

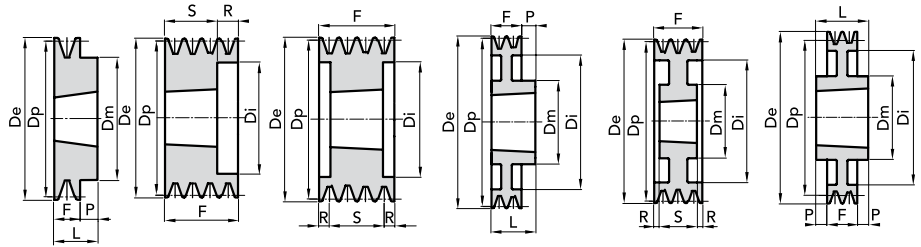
Quantity, availability and prices
 on B2B Chiaravalli



TAPER BUSHES

SPA TYPE

We are engaged to respect shapes and dimensions shown on this sheet but, we reserve the right to make changes and modifications without notice.



EXEC. 4

ESEC. 6

ESEC. 7

ESEC. 8

ESEC. 9

ESEC. 10

Dp	P. NUMBER	N°	EXEC.	BUSHE	Ø De	Ø Di	Ø Dm	F	L	P	R	S	WEIGHT
GROOVES													
Kg.													
132	91201321	1	4	1610	138,1	80		20	25	5			1,60
	91201322	2	5	2012	138,1	98		35			3	32	2,10
	91201323	3	6	2012	138,1	98		50			18	32	2,90
	91201324	4	6	2517	138,1	98		65			20	45	3,20
	91201325	5	7	2517	138,1	98		80			17,5	45	3,50
140	91201401	1	4	1610	146,1	80		20	25	5			1,70
	91201402	2	5	2012	146,1	106		35			3	32	2,60
	91201403	3	5	2517	146,1	106		50			5	45	3,20
	91201404	4	6	2517	146,1	106		65			20	45	3,50
	91201405	5	7	2517	146,1	106		80			17,5	45	3,90
150	91201501	1	4	1610	156,1	80		20	25	5			2,00
	91201502	2	5	2012	156,1	116		35			3	32	3,20
	91201503	3	5	2517	156,1	116		50			5	45	3,50
	91201504	4	6	2517	156,1	116		65			20	45	3,90
	91201505	5	7	2517	156,1	116		80			17,5	45	4,40
160	91201601	1	4	1610	166,1	80		20	25	5			2,40
	91201602	2	5	2012	166,1	125		35			3	32	3,60
	91201603	3	5	2517	166,1	126		50			5	45	4,50
	91201604	4	6	2517	166,1	126		65			20	45	5,10
	91201605	5	7	2517	166,1	126		80			17,5	45	5,70
170	91201701	1	4	1610	176,1	80		20	25	5			1,10
	91201702	2	5	2012	176,1	135		35			3	32	4,50
	91201703	3	5	2517	176,1	138		50			5	45	5,00
	91201704	4	6	2517	176,1	138		65			20	45	5,80
	91201705	5	7	3020	176,1	138		80			14,5	51	6,30
180	91201801	1	4	1610	186,1	80		20	25	5			2,50
	91201802	2	9	2012	186,1	100		35			1,5	32	5,00
	91201803	3	5	2517	186,1	146		50			5	45	6,20
	91201804	4	6	2517	186,1	146		65			20	45	6,90
	91201805	5	7	3020	186,1	146		80			14,5	51	6,90
190	91201901	1	4	1610	196,1	80		20	25	5			2,80
	91201902	2	9	2012	196,1	100		35			1,5	32	4,40
	91201903	3	5	2517	196,1	158		50			5	45	7,00
	91201904	4	6	2517	196,1	158		65			20	45	6,80
	91201905	5	7	3020	196,1	158		80			14,5	51	7,70
200	91202001	1	8	2012	206,1	165	100	20	32	12			2,30
	91202002	2	10	2517	206,1	165	120	35	45	5			4,90
	91202003	3	9	2517	206,1	165	120	50			2,5	45	5,80
	91202004	4	6	3020	206,1	165		65			14	51	8,40
	91202005	5	7	3020	206,1	165		80			14,5	51	9,00
212	91202121	1	8	2012	218,1	177	100	20	32	12			3,50
	91202122	2	10	2517	218,1	177	120	35	45	5			5,80
	91202123	3	9	2517	218,1	177	120	50			2,5	45	6,60
	91202124	4	6	3020	218,1	177		65			14	51	9,90
	91202125	5	7	3020	218,1	177		80			14,5	51	10,70

MATERIAL CAST-IRON

CAD drawings available on our site
www.chiaravalli.com

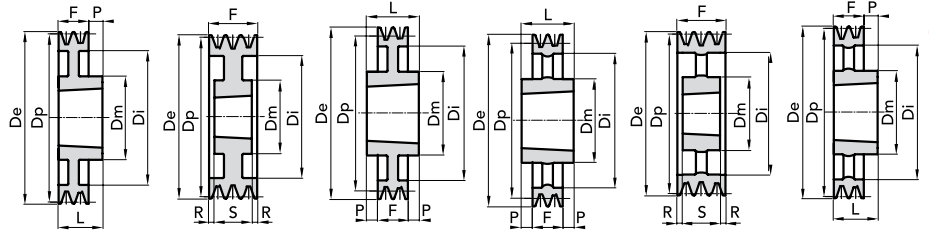
Quantity, availability and prices
 on B2B Chiaravalli



TAPER BUSHES

SPA TYPE

We are engaged to respect shapes and dimensions shown on this sheet but, we reserve the right to make changes and modifications without notice.



EXEC. 8

EXEC. 9

EXEC. 10

EXEC. 11

EXEC. 12

EXEC. 13

Dp	P. NUMBER	N°	EXEC.	BUSHE	Ø De	Ø Di	Ø Dm	F	L	P	R	S	WEIGHT
GROOVES													Kg.
224	91202241	1	8	2012	230,1	189	100	20	32	12			4,00
	91202242	2	8	2517	230,1	189	120	35	45	10			6,60
	91202243	3	9	2517	230,1	189	120	50			2,5	45	7,50
	91202244	4	6	3020	230,1	189		65			14	51	11,40
	91202245	5	6	3020	230,1	189		80			29	51	12,30
236	91202361	1	8	2012	242,1	202	106	20	32	12			3,60
	91202362	2	8	2517	242,1	202	125	35	45	10			5,40
	91202363	3	9	2517	242,1	202	125	50			2,5	45	6,60
	91202364	4	9	3020	242,1	202	146	65			7	51	9,80
	91202365	5	9	3020	242,1	202	155	80			14,5	51	11,20
250	91202501	1	10	2012	256,1	215	100	20	32	6			4,20
	91202502	2	10	2517	256,1	215	120	35	45	5			6,80
	91202503	3	9	2517	256,1	215	120	50			2,5	45	6,80
	91202504	4	9	3020	256,1	215	150	65			7	51	10,50
	91202505	5	9	3020	256,1	215	150	80			14,5	51	11,70
280	91202801	1	8	2012	286,1	245	100	20	32	12			6,30
	91202802	2	8	2517	286,1	245	120	35	45	10			8,30
	91202803	3	9	2517	286,1	245	120	50			2,5	45	10,00
	91202804	4	9	3020	286,1	245	150	65			7	51	11,50
	91202805	5	10	3535	286,1	245	170	80	89	4,5			17,40
300	91203001	1	8	2012	306,1	264	112	20	32	12			5,20
	91203002	2	8	2517	306,1	264	125	35	45	10			6,80
	91203003	3	10	3020	306,1	264	146	50	51	0,5			9,10
	91203004	4	9	3020	306,1	264	146	65			7	51	12,40
	91203005	5	8	3535	306,1	264	175	80	89	9			16,50
315	91203151	1	13	2012	321,1	280	100	20	32	12			7,20
	91203152	2	13	2517	321,1	280	120	35	45	10			10,20
	91203153	3	10	3020	321,1	280	150	50	51	0,5			12,80
	91203154	4	9	3020	321,1	280	150	65			7	51	13,80
	91203155	5	10	3535	321,1	280	170	80	89	4,5			20,00
335	91203353	3	11	3020	341,1	300	150	50	51	0,5			11,40
	91203354	4	12	3020	341,1	300	150	65			7	51	13,20
	91203355	5	10	3535	341,1	300	170	80	89	4,5			19,00
355	91203551	1	13	2012	361,1	320	100	20	32	12			7,70
	91203552	2	13	2517	361,1	320	120	35	45	10			10,50
	91203553	3	11	3020	361,1	320	150	50	51	0,5			13,40
	91203554	4	12	3020	361,1	320	150	65			7	51	15,80
	91203555	5	11	3535	361,1	320	170	80	89	4,5			22,80
400	91204001	1	13	2012	406,1	365	100	20	32	12			7,90
	91204002	2	13	2517	406,1	365	120	35	45	10			11,30
	91204003	3	11	3020	406,1	365	150	50	51	0,5			15,90
	91204004	4	12	3020	406,1	365	150	65			7	51	17,70
	91204005	5	11	3535	406,1	365	170	80	89	4,5			24,80

MATERIAL **CAST-IRON**

CAD drawings available on our site
www.chiaravalli.com

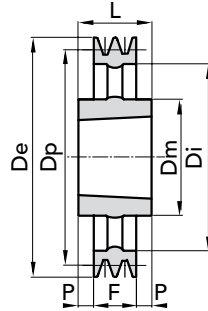
Quantity, availability and prices
 on B2B Chiaravalli



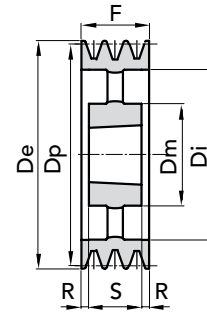
TAPER BUSHES

SPA TYPE

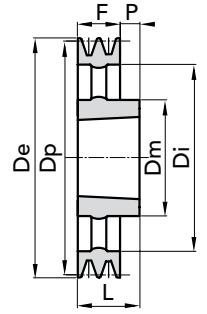
We are engaged to respect shapes and dimensions shown on this sheet but, we reserve the right to make changes and modifications without notice.



EXEC. 11



EXEC. 12



EXEC. 13

Dp	P. NUMBER	N°	EXEC.	BUSHE	Ø De	Ø Di	Ø Dm	F	L	P	R	S	WEIGHT
GROOVES													Kg.
450	91204501	1	13	2012	456,1	415	100	20	32	12			8,30
	91204502	2	13	2517	456,1	415	120	35	45	10			15,00
	91204503	3	11	3020	456,1	415	150	50	51	0,5			19,30
	91204504	4	12	3020	456,1	415	150	65			7	51	23,20
	91204505	5	11	3535	456,1	415	170	80	89	4,5			28,50
500	91205001	1	13	2517	506,1	465	120	20	45	25			9,40
	91205002	2	13	2517	506,1	465	120	35	45	10			18,70
	91205003	3	11	3020	506,1	465	150	50	51	0,5			22,60
	91205004	4	12	3020	506,1	465	150	65			7	51	27,40
	91205005	5	11	3535	506,1	465	170	80	89	4,5			31,70
560	91205603	3	13	3020	566,1	525	150	50	51	0,5			23,50
	91205604	4	11	3535	566,1	525	170	65	89	12			30,50
	91205605	5	11	3535	566,1	525	170	80	89	4,5			35,00
630	91206302	2	13	3020	636,1	595	150	35	51	16			22,00
	91206303	3	11	3020	636,1	595	150	50	51	0,5			27,50
	91206304	4	11	3535	636,1	595	170	65	89	12			34,10
	91206305	5	11	3535	636,1	595	170	80	89	4,5			42,00
	91206306	6	11	4040	636,1	595	200	95	102	3,5			53,50
	800	91208003	3	11	3535	806,1	765	170	50	89	19,5		
91208004		4	11	3535	806,1	765	170	65	89	12			50,80
91208005		5	11	4040	806,1	765	200	80	102	11			60,00

MATERIAL CAST-IRON

CAD drawings available on our site
www.chiaravalli.com

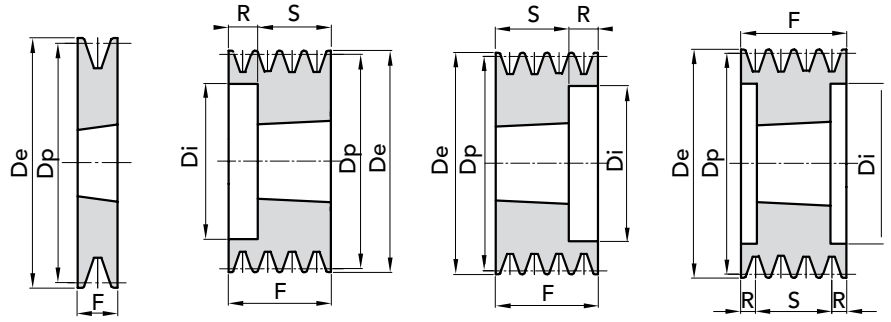
Quantity, availability and prices
 on B2B Chiaravalli



TAPER BUSHES

SPB TYPE

We are engaged to respect shapes and dimensions shown on this sheet but, we reserve the right to make changes and modifications without notice.



EXEC. 1

EXEC. 5

EXEC. 6

EXEC. 7

Dp	P. NUMBER	N°	EXEC.	BUSHE	Ø De	Ø Di	Ø Dm	F	L	P	R	S	WEIGHT
GROOVES													
Kg.													
100	91301001	1	1	1610	107,6			25					0,9
	91301002	2	6	1610	107,6	57		44			19	25	1,4
106	91301061	1	1	1610	113,6			25					1
	91301062	2	6	1610	113,6	67		44			19	25	1,6
	91301063	3	6	1610	113,6	67		63			38	25	2,2
112	91301121	1	1	1610	119,6			25					1,2
	91301122	2	6	1610	119,6	72		44			19	25	1,7
	91301123	3	6	1610	119,6	72		63			38	25	2,4
118	91301181	1	1	1610	125,6			25					1,3
	91301182	2	6	1610	125,6	78		44			19	25	1,8
	91301183	3	6	1610	125,6	78		63			38	25	2,6
125	91301251	1	1	1610	132,6			25					1,5
	91301252	2	6	2012	132,6	82		44			12	32	1,9
	91301253	3	6	2012	132,6	82		63			31	32	2,5
	91301254	4	7	2012	132,6	82		82			25	32	3,0
	91301255	5	5/6	2012	132,6	82		101			69	32	3,6
132	91301321	1	1	1610	139,6			25					1,7
	91301322	2	6	2012	139,6	89		44			12	32	2,5
	91301323	3	6	2012	139,6	89		63			31	32	3,2
	91301324	4	7	2012	139,6	89		82			25	32	3,7
	91301325	5	5	2517	139,6	89		101			56	45	3,8
140	91301401	1	1	1610	147,6			25					1,8
	91301402	2	6	2012	147,6	97		44			12	32	2,7
	91301403	3	6	2012	147,6	97		63			31	32	3,6
	91301404	4	7	2517	147,6	97		82			18,5	45	4,3
	91301405	5	7	2517	147,6	97		101			28	45	4,2
	91301406	6	7	2517	147,6	97		120			37,5	45	4,7
	91301408	8	7	2517	147,6	97		158			56,5	45	7
	150	91301501	1	1	1610	157,6			25				
91301502		2	6	2012	157,6	107		44			12	32	3,2
91301503		3	6	2517	157,6	107		63			18	45	4
91301504		4	7	2517	157,6	107		82			18,5	45	4,6
91301505		5	7	2517	157,6	107		101			28	45	5,4
91301506		6	7	2517	157,6	107		120			37,5	45	6,8
160	91301601	1	1	1610	167,6			25					2,5
	91301602	2	6	2012	167,6	117		44			12	32	3,8
	91301603	3	6	2517	167,6	117		63			18	45	4,5
	91301604	4	7	2517	167,6	117		82			18,5	45	5,8
	91301605	5	7	2517	167,6	117		101			28	45	6,7
	91301606	6	7	3020	167,6	117		120			34,5	51	5,9
	91301608	8	7	3020	167,6	117		158			53,5	51	8,3

V-BELT PULLEYS for TAPER BUSHES

MATERIAL CAST-IRON

CAD drawings available on our site
www.chiaravalli.com

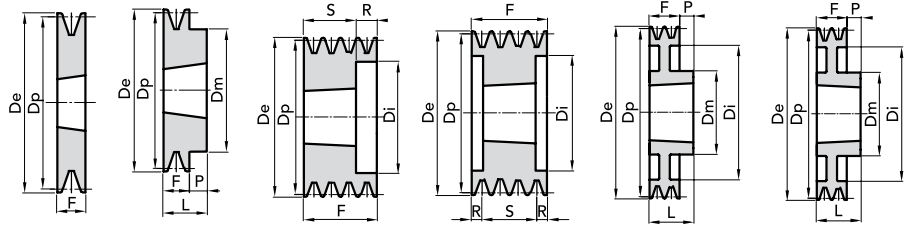
Quantity, availability and prices
 on B2B Chiaravalli



TAPER BUSHES

SPB TYPE

We are engaged to respect shapes and dimensions shown on this sheet but, we reserve the right to make changes and modifications without notice.



EXEC. 1

EXEC. 4

EXEC. 6

EXEC. 7

EXEC. 8

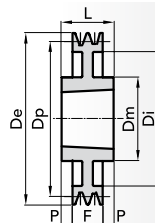
EXEC. 8A

Dp	P. NUMBER	N°	EXEC.	BUSHE	Ø De	Ø Di	Ø Dm	F	L	P	R	S	WEIGHT
GROOVES													
Kg.													
170	91301701	1	1	1610	177,6			25					2,9
	91301702	2	6	2012	177,6	127		44			12	32	4,8
	91301703	3	6	2517	177,6	127		63			18	45	5,3
	91301704	4	7	2517	177,6	127		82			18,5	45	6,7
	91301705	5	7	3020	177,6	127		101			25	51	7,1
	91301706	6	7	3020	177,6	127		120			34,5	51	7,6
180	91301801	1	14	1610	187,6	137	80	25					3,8
	91301802	2	4	2517	187,6		120	44	45	1			5,5
	91301803	3	6	2517	187,6	137		63			18	45	6,7
	91301804	4	7	2517	187,6	137		82			18,5	45	7,7
	91301805	5	7	3020	187,6	137		101			25	51	7,5
	91301806	6	7	3020	187,6	137		120			34,5	51	10,2
	91301808	8	7	3030	187,6	137		158			41	76	10,8
	190	91301901	1	10	2012	197,6	147	100	25	32	3,5		
91301902		2	4	2517	197,6		120	44	45	1			6,5
91301903		3	6	2517	197,6	147		63			18	45	7,6
91301904		4	7	2517	197,6	147		82			18,5	45	8,6
91301905		5	7	3020	197,6	147		101			25	51	9,1
91301906		6	7	3020	197,6	147		120			34,5	51	10,2
91301908		8	7	3030	197,6	147		158			41	76	12,3
200		91302001	1	10	2012	207,6	157	100	25	32	3,5		
	91302002	2	4	2517	207,6	157	120	44	45	1			7,5
	91302003	3	6	2517	207,6	157		63			18	45	8,9
	91302004	4	6/7	3020	207,6	157		82			18,5	45	9,1
	91302005	5	7	3020	207,6	157		101			25	51	10,3
	91302006	6	7	3020	207,6	157		120			34,5	51	11,7
	91302008	8	7	3535	207,6	161		158			34,5	89	13,7
	212	91302121	1	10	2012	219,6	169	100	25	32	3,5		
91302122		2	8	2517	219,6	169	120	44	45	1			7,0
91302123		3	15	2517	219,6	169	120	63			18	45	8,2
91302124		4	7	3020	219,6	169		82			15,5	51	10,9
91302125		5	7	3020	219,6	169		101			25	51	12,2
91302126		6	7	3535	219,6	169		120			15,5	89	13,2
91302128		8	7	3535	219,6	173		158			34,5	89	15,8
224		91302241	1	10	2012	231,6	181	100	25	32	3,5		
	91302242	2	8a	2517	231,6	181	120	44	45	1			7,7
	91302243	3	15	2517	231,6	181	120	63			18	45	9,1
	91302244	4	6/7	3020	231,6	181		82			15,5	51	12,4
	91302245	5	7	3020	231,6	181		101			25	51	13,7
	91302246	6	7	3535	231,6	181		120			15,5	89	15,2
	91302248	8	7	3535	231,6	185		158			34,5	89	17,2
	91302210	10	7	3535	231,6	181		196			53,5	89	20,5

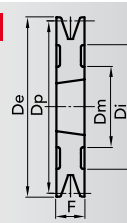
MATERIAL **CAST-IRON**

CAD drawings available on our site
www.chiaravalli.com

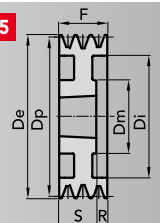
EXEC. 10



EXEC. 14



EXEC. 15

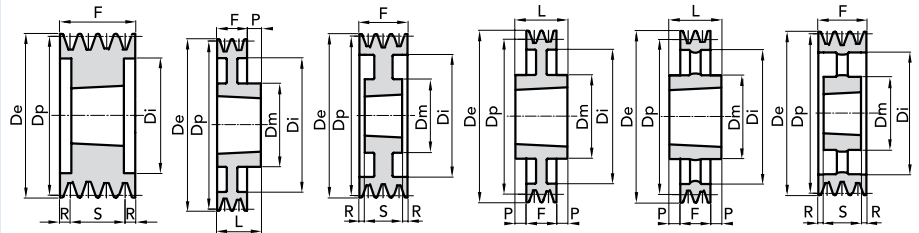




TAPER BUSHES

SPB TYPE

We are engaged to respect shapes and dimensions shown on this sheet but, we reserve the right to make changes and modifications without notice.



EXEC. 7

EXEC. 8A

EXEC. 9

EXEC. 10

EXEC. 11

EXEC. 12

Dp	P. NUMBER	N°	EXEC.	BUSHE	Ø De	Ø Di	Ø Dm	F	L	P	R	S	WEIGHT
GROOVES													
Kg.													
236	91302361	1	10	2012	243,6	193	100	25	32	3,5			5,4
	91302362	2	8a	2517	243,6	193	120	44	45	1			8,3
	91302363	3	15	2517	243,6	193	120	63			18	45	9,8
	91302364	4	7	3020	243,6	193		82			15,5	51	14,1
	91302365	5	7	3535	243,6	193		101			6	89	16,2
	91302366	6	7	3535	243,6	193		120			15,5	89	17,6
	91302368	8	7	3535	243,6	193		158			34,5	89	20,0
	250	91302501	1	10	2012	257,6	207	100	25	32	3,5		
91302502		2	8a	2517	257,6	207	120	44	45	1			8,6
91302503		3	15	3020	257,6	207	150	63			12	51	11,2
91302504		4	9	3020	257,6	207	150	82			15,5	51	12,7
91302505		5	7	3535	257,6	207		101			6	89	18,6
91302506		6	7	3535	257,6	207		120			15,5	89	20,2
91302508		8	7	3535	257,6	207		158			34,5	89	23,2
280		91302801	1	10	2012	287,6	237	100	25	32	3,5		
	91302802	2	8a	2517	287,6	237	120	44	45	1			10,1
	91302803	3	9	3020	287,6	237	150	63			6	51	12,0
	91302804	4	9	3020	287,6	237	150	82			15,5	51	14,1
	91302805	5	9	3535	287,6	237	170	101			6	89	21,4
	91302806	6	9	3535	287,6	237	170	120			15,5	89	23,5
	91302808	8	9	3535	287,6	237	175	158			34,5	89	26,6
	300	91303001	1	10	2012	307,6	257	100	25	32	3,5		
91303002		2	8a	2517	307,6	257	120	44	45	1			11,0
91303003		3	9	3020	307,6	257	150	63			6	51	13,5
91303004		4	9	3020	307,6	257	150	82			15,5	51	20,5
91303005		5	9	3535	307,6	257	170	101			6	89	22,5
91303006		6	9	3535	307,6	257	170	120			15,5	89	24,0
91303008		8	9	3535	307,6	257	175	158			34,5	89	27,3
315		91303151	1	10	2012	322,6	272	100	25	32	3,5		
	91303152	2	8a	2517	322,6	272	120	44	45	1			12,2
	91303153	3	9	3020	322,6	272	150	63			6	51	14,2
	91303154	4	9	3535	322,6	272	170	82	89	3,5			20,6
	91303155	5	9	3535	322,6	272	170	101			6	89	22,3
	91303156	6	9	3535	322,6	272	170	120			15,5	89	24,2
	91303158	8	9	3535	322,6	272	175	158			34,5	89	28,0
	335	91303352	2	8a	2517	342,6	292	120	44	45	1		
91303353		3	9	3020	342,6	292	150	63			6	51	16
91303354		4	10	3535	342,6	292	170	82	89	3,5			22,0
91303355		5	9	3535	342,6	292	170	101			6	89	24,0
91303356		6	9	3535	342,6	292	170	120			15,5	89	26,3
91303358		8	9	3535	342,6	292	175	158			34,5	89	30,5

MATERIAL CAST-IRON

CAD drawings available on our site
www.chiaravalli.com

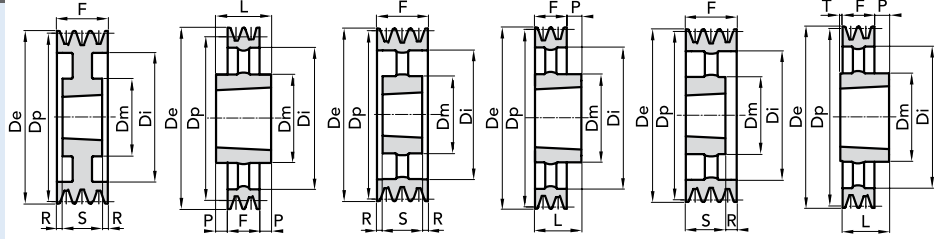
Quantity, availability and prices
 on B2B Chiaravalli



TAPER BUSHES

SPB TYPE

We are engaged to respect shapes and dimensions shown on this sheet but, we reserve the right to make changes and modifications without notice.



EXEC. 9

EXEC. 11

EXEC. 12

EXEC. 13

EXEC. 16

EXEC. 17

Dp	P. NUMBER	N°	EXEC.	BUSHE	Ø De	Ø Di	Ø Dm	F	L	P	R	S	T	WEIGHT	
GROOVES														Kg.	
355	91303552	2	11	3020	362	312	150	44	51	3,5				15,9	
	91303553	3	12	3020	362	312	150	63			6	51		17,7	
	91303554	4	10	3535	362	312	170	82	89	3,5				23,2	
	91303555	5	12	3535	362	312	170	101			6	89		25,5	
	91303556	6	9	3535	362	312	170	120			15,5	89		28,4	
	91303558	8	9	3535	362	312	170	158			35,5	89		31,5	
	91303510	10	9	4030	362	312	210	196				60	76		33,5
375	91303754	4	10	3535	382	332	170	82	89	3,5				20,0	
400	91304002	2	11	320	407	357	150	44	51	3,5				18,3	
	91304003	3	11	3535	407	357	170	63	89	13				25,0	
	91304004	4	11	3535	407	357	170	82	89	3,5				26,5	
	91304005	5	12	3535	407	357	170	101			6	89		30,2	
	91304006	6	12	3535	407	357	170	120			15,5	89		31,8	
	91304008	8	9	4040	407	357	200	158			28	102		43,0	
	450	91304502	2	11	3020	457	407	150	44	51	3,5				16,3
91304503		3	13	3535	457	407	170	63	89	26				26,3	
91304504		4	13	3535	457	407	170	82	89	7				26,5	
91304505		5	16	3535	457	407	170	101			12	89		32,8	
91304506		6	16	4040	457	407	200	120			18	102		35,3	
91304508		8	12	4040	457	407	200	158			28	102		46,0	
500		91305002	2	11	3020	507	457	150	44	51	3,5				18,6
	91305003	3	13	3535	507	457	170	63	89	26				29,9	
	91305004	4	13	3535	507	457	170	82	89	7				34,7	
	91305005	5	16	3535	507	457	170	101			12	89		36,7	
	91305006	6	16	4040	507	457	200	120			18	102		40,7	
	91305008	8	12	4040	507	457	200	158			28	102		52,0	
	560	91305602	2	17	3030	567	517	150	44	76	28			4	22,5
91305603		3	13	3535	567	517	170	63	89	26				37,2	
91305604		4	13	3535	567	517	170	82	89	7				39,0	
91305605		5	13	4040	567	517	200	101	102	1				45,6	
91305606		6	16	4040	567	517	200	120			18	102		49,2	
91305608		8	12	4545	567	517	225	158			22	114		54,5	
630		91306303	3	13	3535	637	587	170	63	89	26				41,0
	91306304	4	13	3535	637	587	170	82	89	7				44,5	
	91306305	5	13	4040	637	587	200	101	102	1				50,0	
	91306306	6	16	4040	637	587	200	120			18	102		53,5	
	91306308	8	12	4545	637	587	225	158			22	114		67,0	
	710	91307103	3	17	3535	717	664	170	63	89	22			4	48,0
		91307104	4	11	3535	717	664	170	82	89	3,5				50,5
91307105		5	11	4040	717	664	200	101	102	0,5				63,5	
91307106		6	12	4545	717	664	225	120			3	114		69,0	
91307108		8	12	4545	717	664	225	158			22	114		75,5	
91307010		10	12	4545	717	664	225	196			41	114		75,0	

MATERIAL CAST-IRON

CAD drawings available on our site
www.chiaravalli.com

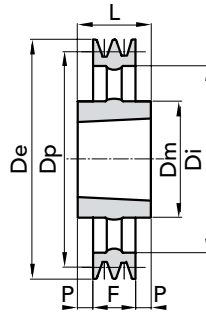
Quantity, availability and prices
 on B2B Chiaravalli



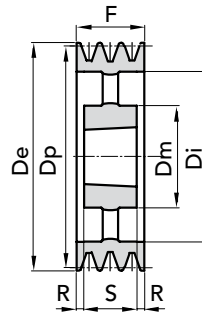
TAPER BUSHES

SPB TYPE

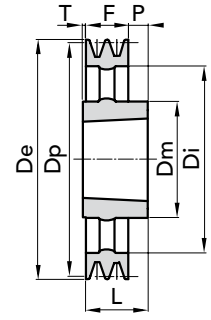
We are engaged to respect shapes and dimensions shown on this sheet but, we reserve the right to make changes and modifications without notice.



EXEC. 11



EXEC. 12



EXEC. 17

Dp	P. NUMBER	N°	EXEC.	BUSHE	Ø De	Ø Di	Ø Dm	F	L	P	R	S	T	WEIGHT
GROOVES														
800	91308003	3	17	3535	807	754	170	63	89	22			4	55,0
	91308004	4	17	4040	807	754	200	82	102	16			4	60,5
	91308005	5	11	4040	807	754	200	101	102	5				67,0
	91308006	6	12	4545	807	754	225	120			3	114		84,5
	91308008	8	12	4545	807	754	225	158			22	114		94,5
	91308010	10	12	4545	807	754	225	196				41	114	
900	91309003	3	17	3535	907	854	170	63	89	22			4	64,1
	91309004	4	17	4040	907	854	200	82	102	16			4	70,0
1000	91310003	3	17	4040	1007	954	200	63	102	33			6	72,0
	91310004	4	17	4040	1007	954	200	82	102	16			4	77,5
	91310005	5	11	4545	1007	954	225	101	114	6,5				110,0
	91310006	6	12	4545	1007	954	225	120			2	114		114,0
	91310008	8	12	5050	1007	954	245	158			15,5	127		121,5
	91310010	10	12	5050	1007	954	245	196				34,5	127	
1250	91312503	3	11	4545	1257	1204	225	63	114	25,5				140,0
	91312504	4	11	4545	1257	1204	225	82	114	16				162,0
	91312505	5	11	4545	1257	1204	245	101	114	16				180,0
	91312506	6	11	5050	1257	1204	245	120	127	3,5				210,0
	91312508	8	12	5050	1257	1204	245	158			15,5	127		242,0
	91312510	10	12	5050	1257	1204	245	196				34,5	127	

MATERIAL **CAST-IRON**

CAD drawings available on our site
www.chiaravalli.com

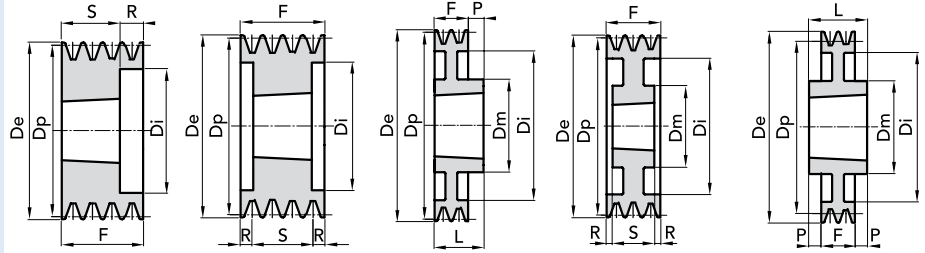
Quantity, availability and prices
 on B2B Chiaravalli



TAPER BUSHES

SPC TYPE

We are engaged to respect shapes and dimensions shown on this sheet but, we reserve the right to make changes and modifications without notice.



EXEC. 6

EXEC. 7

EXEC. 8

EXEC. 9

EXEC. 10

Dp	P. NUMBER	N°	EXEC.	BUSHE	Ø De	Ø Di	Ø Dm	F	L	P	R	S	WEIGHT
GROOVES													
Kg.													
180	91401803	3	7	2517	189,6	128		85			20	45	9,2
	91401804	4	7	2517	189,6	124		110,5			32,75	45	11,5
	91401805	5	7	3020	189,6	124		136			42,5	51	13,7
	91401806	6	7	3020	189,6	124		161,5			55,25	51	16,5
200	91402002	2	6	2517	210	144		59,5			14,5	45	10,0
	91402003	3	7	2517	210	144		85			17	51	10,2
	91402004	4	7	3020	210	144		110,5			10,75	89	11,3
	91402005	5	7	3535	210	144		136			23,5	89	12,2
	91402006	6	7	3535	210	144		161,5			36,25	89	14,1
	91402008	8	7	3535	210	144		212,5			61,75	89	20,0
	224	91402242	2	6	3020	234	173		59,5			8,5	51
91402243		3	7	3020	234	173		85			17	51	12,7
91402244		4	7	3535	234	173		110,5			10,75	89	14,5
91402245		5	7	3535	234	173		136			23,5	89	16,6
91402246		6	7	3535	234	173		161,5			36,25	89	18,0
91402248		8	7	3535	234	170		212,5			61,75	89	22,9
91402210		10	7	4040	234	170		263,5			80,75	102	28,0
236		91402368	6	7	3535	246	180		161,5			36,25	89
250	91402502	2	6	3020	259,6	198		59,5			8,5	51	15,0
	91402503	3	7	3020	260	198		85			17	51	16,5
	91402504	4	7	3535	260	198		110,5			10,75	89	19,3
	91402505	5	7	3535	260	198		136			23,5	89	21,5
	91402506	6	7	3535	260	198		161,5			36,25	89	20,9
	91402508	8	7	3535	260	198		212,5			61,75	89	29,0
	91402510	10	7	4040	260	198		263,5			80,75	102	35,0
280	91402802	2	8	3535	289,6	228	170	59,5	89	29,5			18,0
	91402803	3	8	3535	290	228	170	85	89	4			22,7
	91402804	4	7	3535	290	228		110,5			10,75	89	25,4
	91402805	5	7	3535	290	228		136			23,5	89	28,4
	91402806	6	7	3535	290	228		161,5			36,25	89	31,5
	91402808	8	7	3535	290	228		212,5			61,75	89	36,1
	91402810	10	7	4040	290	222		263,5			80,75	102	42,1
300	91403002	2	8	3535	310	247	170	59,5	89	29,5			21,0
	91403003	3	10	3535	309,6	247	170	85	89	2			22,6
	91403004	4	9	3535	310	247	170	110,5			10,75	89	25,0
	91403005	5	9	3535	310	247	170	136			23,5	89	28,5
	91403006	6	9	3535	310	247		161,5			36,25	89	31,5
	91403008	8	7	4040	310	247		212,5			55,25	102	37,1
	91403010	10	7	4545	310	242		263,5			74,75	114	44,1
	315	91403152	2	8	3535	324,6	264	170	59,5	89	29,5		
91403153		3	10	3535	325	264	170	85	89	2			22,0
91403154		4	9	3535	325	264	170	110,5			10,75	89	25,3
91403155		5	9	3535	325	264	170	136			23,5	89	28,1
91403156		6	9	3535	325	264	170	161,5			36,25	89	33,2
91403157		8	7	4040	325	258		212,5			55,25	102	40,0
91403158		10	7	4545	325	258		263,5			74,75	114	47,0

MATERIAL CAST-IRON

CAD drawings available on our site
www.chiaravalli.com

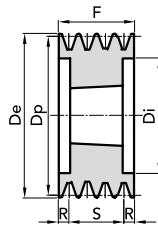
Quantity, availability and prices
 on B2B Chiaravalli



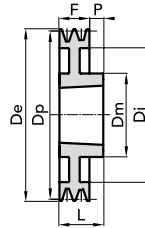
TAPER BUSHES

SPC TYPE

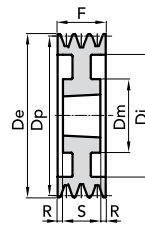
We are engaged to respect shapes and dimensions shown on this sheet but, we reserve the right to make changes and modifications without notice.



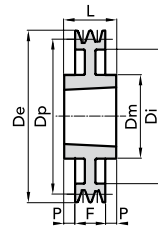
EXEC. 7



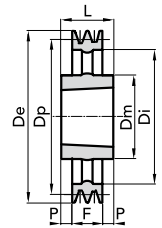
EXEC. 8



EXEC. 9



EXEC. 10



EXEC. 11

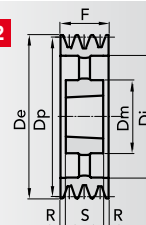
Dp	P. NUMBER	N°	EXEC.	BUSHE	Ø De	Ø Di	Ø Dm	F	L	P	R	S	T	WEIGHT
GROOVES														Kg.
335	91403352	2	8	3535	344,6	279	170	59,5	89	29,5				22,0
	91403353	3	10	3535	345	279	170	85	89	2				24,1
	91403354	4	9	3535	345	279	170	110,5			10,75	89		27,5
	91403355	5	9	3535	345	279	170	136			23,5	89		31,0
	91403356	6	9	3535	345	279	170	161,5			36,25	89		37,5
	91403358	8	9	4040	345	279	200	212,5			55,25	102		44,0
	91403310	10	7	4545	345	279		263,5			74,75	114		51,0
355	91403552	2	8	3535	364,6	304	170	59,5	89	29,5				23,0
	91403553	3	10	3535	365	304	170	85	89	2				26,2
	91403554	4	9	3535	365	304	170	110,5			10,75	89		29,3
	91403555	5	9	3535	365	304	170	136			23,5	89		33,5
	91403556	6	9	3535	365	304	170	161,5			36,25	89		40,5
	91403558	8	7	4040	365	304		212,5			55,25	102		49,0
	91403510	10	7	4545	365	299		263,5			74,75	114		57,0
400	91404002	2	17	3535	409,6	344	170	59,5	89	27,5			2	17,0
	91404003	3	11	3535	410	344	170	85	89	2				29,3
	91404004	4	12	3535	410	344	170	110,5			10,75	89		33,8
	91404005	5	12	3535	410	344	170	136			23,5	89		38,5
	91404006	6	9	4040	410	344	200	161,5			29,75	102		48,0
	91404008	8	9	4545	410	344	225	212,5			49,75	114		58,0
	91404010	10	7	5050	410	342		263,5			68,25	127		66,0
450	91404502	2	17	3535	459,6	394	170	59,5	89	27,5			2	27,0
	91404503	3	11	3535	460	394	170	85	89	2				34,7
	91404504	4	12	3535	460	394	170	110,5			10,75	89		41,3
	91404505	5	12	4040	460	394	200	136			17	102		45,3
	91404506	6	9	4545	460	394	225	161,5			23,75	114		57,5
	91404508	8	9	5050	460	394	245	212,5			42,75	127		70,0
	91404510	10	9	5050	460	394	245	263,5			68,25	127		78,0
500	91405003	3	11	3535	510	444	170	85	89	2				40,0
	91405004	4	12	3535	510	444	170	110,5			10,75	89		46,0
	91405005	5	12	4040	510	444	200	136			17	102		51,0
	91405006	6	12	4545	510	444	225	161,5			23,75	114		67,0
	91405008	8	9	5050	510	444	245	212,5			42,75	127		82,5
	91405010	10	9	5050	510	444	245	263,5			68,25	127		95,5
	560	91405603	3	11	3535	570	504	170	85	89	2			
91405604		4	12	4040	570	504	200	110,5			4,25	102		58,0
91405605		5	12	4545	570	504	225	136			11	114		56,7
91405606		6	12	5050	570	504	245	161,5			17,25	127		77,5
91405608		8	12	5050	570	504	245	212,5			42,75	127		94,5
91405610		10	9	5050	570	504	245	263,5			68,25	127		94,7

MATERIAL **CAST-IRON**

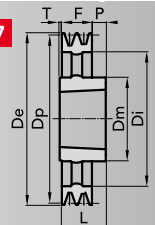
CAD drawings available on our site
www.chiaravalli.com

Quantity, availability and prices
 on B2B Chiaravalli

EXEC. 12



EXEC. 17

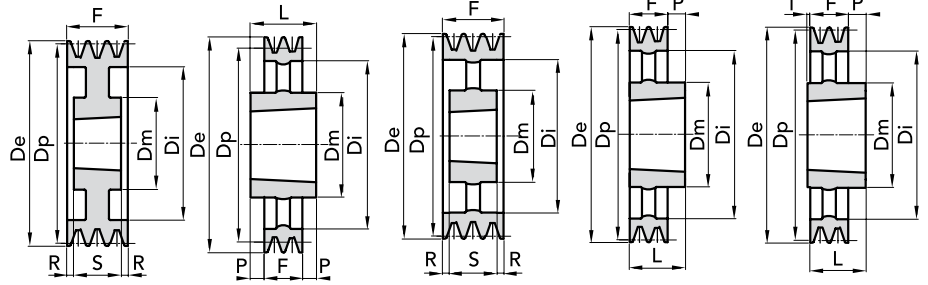




TAPER BUSHES

SPC TYPE

We are engaged to respect shapes and dimensions shown on this sheet but, we reserve the right to make changes and modifications without notice.



EXEC. 9

EXEC. 11

EXEC. 12

EXEC. 13

EXEC. 17

Dp	P. NUMBER	N°	EXEC.	BUSHE	Ø De	Ø Di	Ø Dm	F	L	P	R	S	T	WEIGHT
GROOVES														
Kg.														
630	91406303	3	11	4040	640	574	200	85	102					76,3
	91406304	4	11	4545	640	574	225	110,5	114	1,75				63,8
	91406305	5	12	5050	640	574	245	136			4,5	127		73,0
	91406306	6	12	5050	640	574	245	161,5			17,25	127		88,5
	91406308	8	12	5050	640	574	245	212,5			42,75	127		102
	91406310	10	9	5050	640	574	245	263,5				68,25	127	
710	91407104	4	17	5050	719,6	654	267	110,5	127	12			4,5	83,2
	91407105	5	12	5050	720	654	245	136						93,0
	91407106	6	12	5050	720	654	245	161,5						107,3
	91407108	8	12	5050	720	654	245	212,5						123,5
	91407110	10	12	5050	720	654	245	263,5						133,4
800	91408003	3	17	5050	810	737	245	85	127	38			4	87,0
	91408004	4	17	5050	809,6	737	245	110,5	127	12			4,5	102,5
	91408005	5	12	5050	810	737	245	136			4,5	127		119,0
	91408006	6	12	5050	810	737	245	161,5			17,5	127		126
	91408008	8	12	5050	810	737	245	212,5			42,75	127		145
	91408010	10	12	5050	810	737	245	263,5				68,25	127	
1000	91410003	3	17	5050	1010	937	245	85	127	38			4	120
	91410004	4	17	5050	1009,6	937	245	110,5	127	12			4,5	130
	91410005	5	12	5050	1010	937	245	136			4,5	127		147
	91410006	6	12	5050	1010	937	245	161,5			17,5	127		185
	91410008	8	12	5050	1010	937	245	212,5			42,75	127		207
	91410010	10	12	5050	1010	937	245	263,5				68,25	127	
1250	91412503	3	17	5050	1259,6	1187	245	85	127	38			4	175
	91412504	4	17	5050	1259,6	1187	245	110,5	127	12			4,5	186
	91412505	5	12	5050	1259,6	1187	245	136			4,5	127		210
	91412506	6	12	5050	1260	1187	245	161,5			17,5	127		258
	91412508	8	12	5050	1260	1187	245	212,5			42,75	127		285
	91412510	10	12	5050	1260	1187	245	263,5				68,25	127	

MATERIAL CAST-IRON

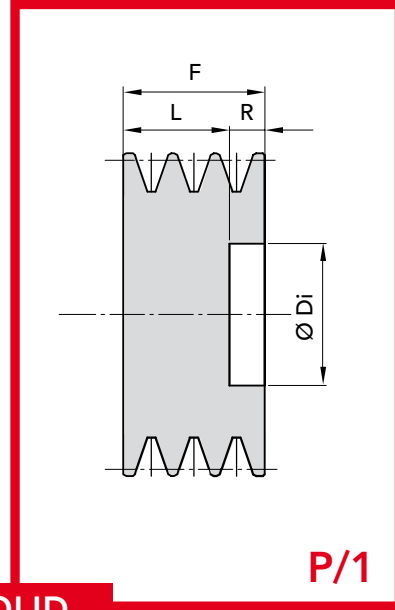
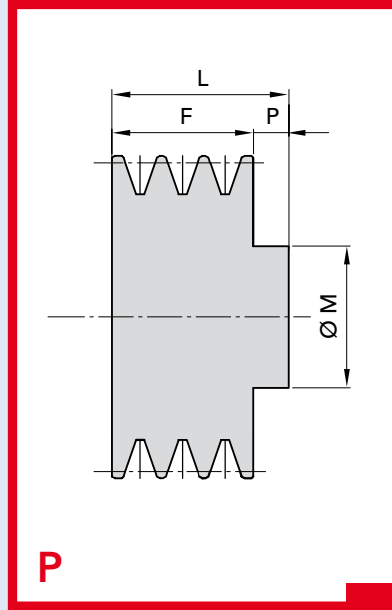
CAD drawings available on our site
www.chiaravalli.com

Quantity, availability and prices
 on B2B Chiaravalli

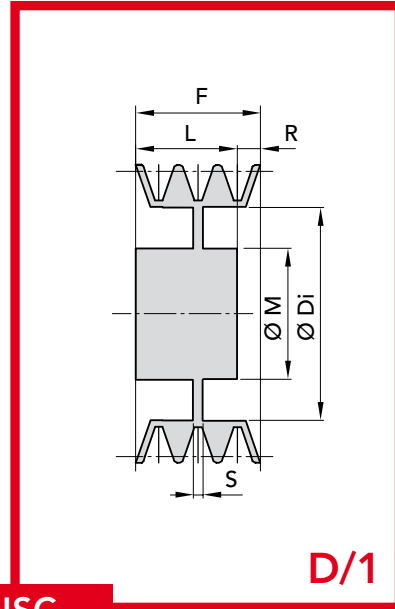
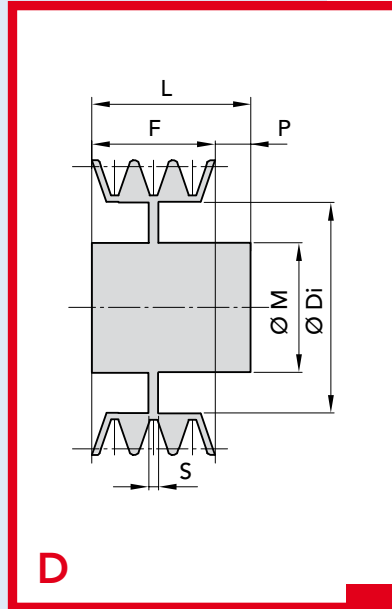


CAST- IRON V-BELT PULLEYS

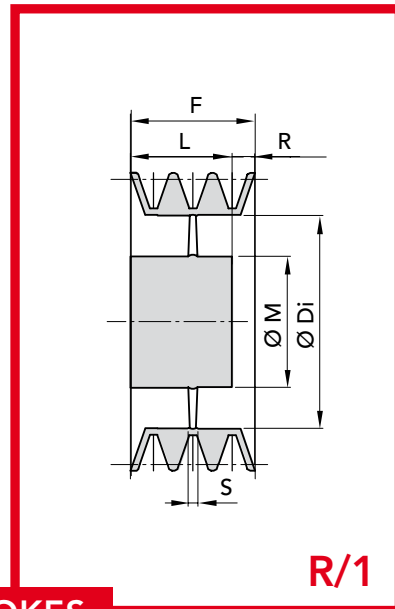
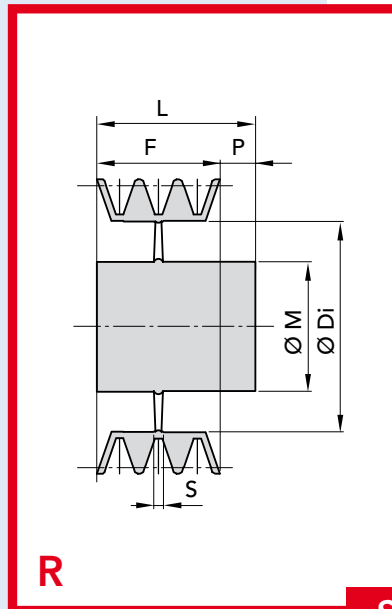




SOLID



DISC

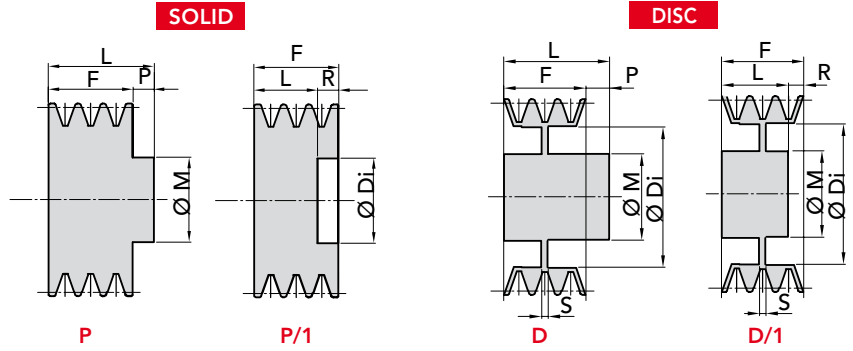


SPOKES



SOLID HUB

SPA TYPE



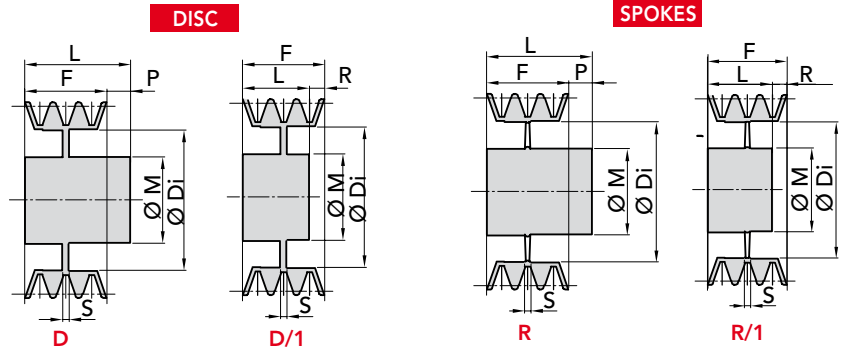
SOLID HUB										DISC														
Dp	P. NUMBER	N°	EXEC.	ØM	L	ØDi	S	F	P	R	WEIGHT	Dp	P. NUMBER	N°	EXEC.	ØM	L	ØDi	S	F	P	R	WEIGHT	
GROOVES										GROOVES														
min										min														
Kg.										Kg.														
40	91220401	1	P	40	35			20	15		0,2	95	91220951	1	P	45	40			20	20		0,7	
50	91220501	1	P	40	35			20	15		0,3		91220952	2	P	60	45			35	10		1,5	
	91220502	2	P	40	45			35	10		0,4		91220953	3	P	62	50			50			2,3	
55	91220551	1	P	40	35			20	15		0,4		91220954	4	P	68	65			65			3,1	
	91220552	2	P	40	45			35	10		0,6		91220955	5	P	68	80			80			3,9	
60	91220601	1	P	40	35			20	15		0,4	100	91221001	1	P	48	40			20	20		0,8	
	91220602	2	P	40	45			35	10		0,65		91221002	2	P	60	45			35	10		1,3	
	91220603	3	P	40	50			50			0,9		91221003	3	P	62	50			50			1,8	
63	91220631	1	P	40	35			20	20		0,5		91221004	4	P/1		52	67			65	13		2,25
	91220632	2	P	40	45			35	10		0,7		91221005	5	P/1		52	67			80	28		2,1
	91220633	3	P	40	50			50			0,9	105	91221051	1	P	48	40			20	20		0,8	
65	91220651	1	P	40	40			20	20		0,5		91221052	2	P	60	45			35	10		1,6	
	91220652	2	P	50	45			35	10		0,75		91221053	3	P	62	50			50			2,4	
	91220653	3	P	52	50			50			1,0		91221054	4	P/1		52	67			65	13		3,13
70	91220701	1	P	40	40			20	20		0,5		91221055	5	P/1		52	67			80	28		3,3
	91220702	2	P	50	45			35	10		0,8	112	91221121	1	P	48	40			20	20		1	
	91220703	3	P	52	50			50			1,1		91221122	2	P	60	45			35	10		1,7	
	91220704	4	P	52	65			65			1,4		91221123	3	P	62	50			50			2,4	
	91220705	5	P	52	80			80			1,7		91221124	4	P/1		52	79			65	13		2,64
75	91220751	1	P	40	40			20	20		0,5		91221125	5	P/1		52	79			80	28		2,8
	91220752	2	P	50	45			35	10		1,1	120	91221201	1	P	60	40			20	20		1,2	
	91220753	3	P	52	50			50			1,5		91221202	2	P	60	50			35	15		1,85	
	91220754	4	P	52	65			65			2,0		91221203	3	P	70	50			50			2,4	
	91220755	5	P	52	80			80			2,5		91221204	4	P/1		52	87			65	13		2,93
80	91220801	1	P	45	40			20	20		0,5		91221205	5	P/1		52	87			80	28		3,7
	91220802	2	P	50	45			35	10		1,0	125	91221251	1	P	60	40			20	20		1,3	
	91220803	3	P	62	50			50			1,5		91221252	2	P	60	50			35	15		1,9	
	91220804	4	P	62	65			65			2,0		91221253	3	P	70	50			50			2,5	
	91220805	5	P	62	80			80			2,5		91221254	4	P		50			50			3,1	
85	91220851	1	P	45	40			20	20		0,6	130	91221301	1	P	60	45			20	20		1,4	
	91220852	2	P	50	45			35	10		1,2		91221302	2	P	60	45			35	10		2,2	
	91220853	3	P	62	50			50			1,8		91221303	3	P	70	52			50			3	
	91220854	4	P	62	65			65			2,4		91221304	4	P/1		52	97			65	13		3,1
	91220855	5	P	62	80			80			3		91221305	5	P/1		52	97			80	28		2,8
90	91220901	1	P	45	40			20	20		0,8	140	91221401	1	D	60	40	107	10	20	20		1,5	
	91220902	2	P	60	45			35	10		1,4		91221402	2	D	60	50	107	10	35	15		2,0	
	91220903	3	P	62	50			50			2,0		91221403	3	D	70	52	107	12	50	2		2,5	
	91220904	4	P	68	65			65			2,6		91221404	4	P/1		52	107			65		13	2,7
	91220905	5	P	68	80			80			3,2		91221405	5	P/1		52	107			80	28		1,7
												150	91221501	1	D	60	40	107	10	20	20		1,6	
													91221502	2	D	60	45	107	10	35	10		2,5	
													91221503	3	D	70	52	107	12	50	2		3,6	
													91221504	4	P/1		52	107			65		13	4,4
													91221505	5	P/1		52	107			80	28		4,0

MATERIAL CAST-IRON



SOLID HUB

SPA TYPE



Dp	P. NUMBER	N°	EXEC.	ØM	L	ØDi	S	F	P	R	WEIGHT	Dp	P. NUMBER	N°	EXEC.	ØM	L	ØDi	S	F	P	R	WEIGHT
GROOVES												GROOVES											
min												min											
Kg.												Kg.											
160	91221601	1	D	60	40	127	10	20	20		1,7	355	91223551	1	R	75	50	322	14	20	30		5,5
	91221602	2	D	60	50	127	10	35	15		2,4		91223552	2	R	80	50	322	14	35	15		7,7
	91221603	3	D	70	52	127	12	50	2		2,8		91223553	3	R	90	60	322	14	50	10		9,9
	91221604	4	D/1	70	52	127	18	65		13	2,45		91223554	4	R	95	65	322	18	65			12,1
	91221605	5	D/1	80	52	127	18	80		28	2,2		91223555	5	R/1	100	65	322	20	80	15		13,45
170	91221701	1	D	60	40	137	12	20	20		2,0	400	91224001	1	R	90	50	367	14	20	30		6,8
	91221702	2	D	60	45	137	12	35	10		2,9		91224002	2	R	90	50	367	14	35	15		8,8
	91221703	3	D	70	52	137	12	50	2		3,8		91224003	3	R	100	60	367	16	50	10		11,0
	91221704	4	D/1	80	52	137	18	65		13	3,76		91224004	4	R	100	65	367	20	65			13,2
	91221705	5	D/1	80	52	137	18	80		28	4,6		91224005	5	R/1	100	65	367	24	80	15		14,5
180	91221801	1	D	65	40	147	12	20	20		2	450	91224501	1	R	90	50	417	14	20	30		7,5
	91221802	2	D	70	50	147	12	35	15		3,1		91224502	2	R	100	50	417	14	35	15		9,11
	91221803	3	D	70	52	147	12	50	2		4,2		91224503	3	R	100	60	417	16	50	10		11,3
	91221804	4	D/1	80	60	147	18	65		5	6,2		91224504	4	R/1	105	65	417	20	65	5		12,9
	91221805	5	D/1	80	65	147	18	80		15	6,95		91224505	5	R/1	105	65	417	24	80	15		14,25
190	91221902	2	D	70	50	157	12	35	15		3,2	500	91225001	1	R	90	50	467	14	20	30		10,5
200	91222001	1	D	65	45	167	12	20	25		2,4		91225002	2	R	100	50	467	16	35	15		10,7
	91222002	2	D	70	50	167	12	35	15		2,8		91225003	3	R	105	60	467	20	50	10		10,9
	91222003	3	D	70	50	167	12	50		5	3,2		91225004	4	R/1	105	65	467	25	65	5		10,8
	91222004	4	D/1	80	60	167	18	65		15	3,6		91225005	5	R/1	110	65	467	28	80	15		11,0
	91222005	5	D/1	80	65	167	18	80			3,45	560	91225601	1	R	100	50	527	16	20	30		12,0
225	91222251	1	D	65	45	192	12	20	25		3,7		91225602	2	R	100	50	527	20	35	15		13,2
	91222252	2	D	70	50	192	12	35	15		3,8		91225603	3	R	120	65	527	22	50	15		13,4
	91222253	3	D	80	50	192	12	50		5	3,9		91225604	4	R	120	65	527	25	65			13,7
	91222254	4	D/1	90	60	192	18	65		15	3,77		91225605	5	R	120	80	527	30	80			14,0
	91222255	5	D/1	90	65	192	18	80			3,3	600	91226001	1	R	100	50	567	16	20	30		14,7
250	91222501	1	D	75	50	217	12	20	30		3,4		91226002	2	R	110	50	567	20	35	15		15,1
	91222502	2	D	75	50	217	12	35	15		4,3		91226003	3	R	120	65	567	22	50	15		18,8
	91222503	3	D	80	60	217	12	50	10		5,2		91226004	4	R	120	65	567	25	65			22,5
	91222504	4	D	90	65	217	18	65		15	6,1		91226005	5	R	120	80	567	30	80			26,2
	91222505	5	D/1	90	65	217	18	80			6,2	630	91226302	2	R	110	50	597	20	35	15		15,4
280	91222801	1	R	75	50	247	14	20	30		3,9		91226303	3	R	120	65	597	22	50	15		19,2
	91222802	2	R	80	50	247	14	35	15		5,3		91226304	4	R	120	65	597	25	65			25
	91222803	3	R	80	60	247	14	50	10		6,7		91226305	5	R	120	80	597	30	80			31
	91222804	4	R	90	65	247	14	65		15	8,1												
	91222805	5	R/1	100	65	247	14	80			8,8												
300	91223001	1	R	75	50	267	14	20	30		4,2												
	91223002	2	R	80	50	267	14	35	15		5,9												
	91223003	3	R	80	60	267	14	50	10		7,6												
	91223004	4	R	90	70	267	14	65	5	10	9,3												
	91223005	5	R/1	100	70	267	14	80			10,3												
315	91223152	2	R	80	50	282	14	35	15		6,6												

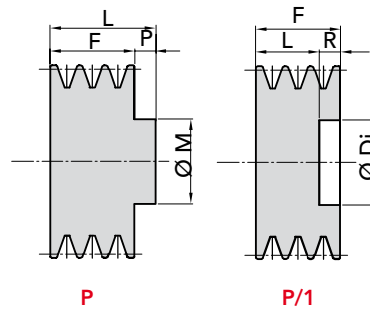
MATERIAL CAST-IRON



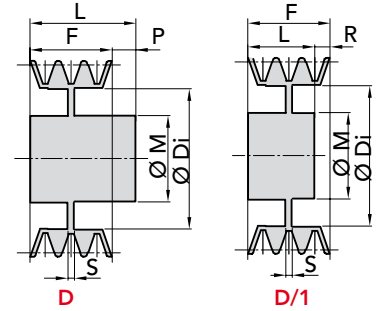
SOLID HUB

SPB TYPE

SOLID



DISC



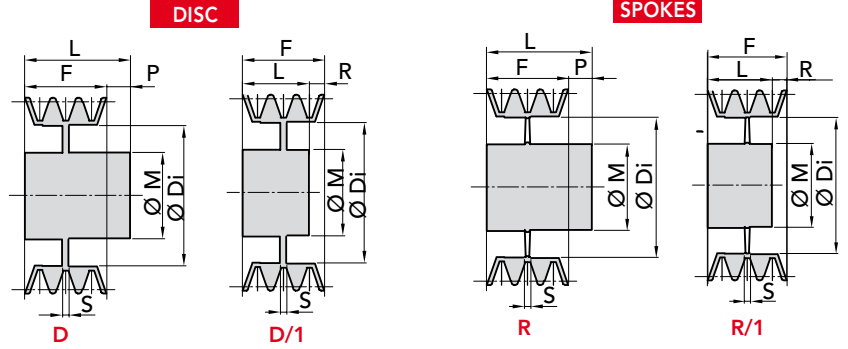
Dp	P. NUMBER	N°	EXEC.	ØM	L	ØDi	S	F	P	R	WEIGHT	Dp	P. NUMBER	N°	EXEC.	ØM	L	ØDi	S	F	P	R	WEIGHT
GROOVES												GROOVES											
												min											
												Kg.											
70	91320701	1	P	45	45			25	20		0,7	130	91321301	1	P	60	45			25	20		1,8
	91320702	2	P	45	55			44	11		0,3		91321302	2	P	60	55			44	11		2,6
	91320703	3	P		63			63			0,7		91321303	3	P/1	60	88			63	3		3,4
	91320704	4	P		82			82			1,1		91321304	4	P/1	60	88			82	22		4,11
	91320705	5	P		101			101			1,5		91321305	5	P/1	60	88			101	41		4,87
80	91320801	1	P	50	45			25	20		1,0	140	91321401	1	P	65	45			25	20		2,1
	91320802	2	P	50	55			44	11		1,6		91321402	2	P	65	55			44	11		2,9
	91320803	3	P	50	63			63			2,2		91321403	3	P/1	60	98			63	3		3,9
	91320804	4	P		82			82			2,8		91321404	4	P/1	60	98			82	22		4,74
	91320805	5	P		101			101			3,4		91321405	5	P/1	60	98			101	41		5,74
90	91320901	1	P	50	45			25	20		1,1	150	91321501	1	P	65	45			25	20		2,4
	91320902	2	P	50	55			44	11		1,7		91321502	2	P	65	55			44	11		3,2
	91320903	3	P		63			63			2,3		91321503	3	P/1	60	108			63	3		4,2
	91320904	4	P		82			82			2,9		91321504	4	P/1	60	108			82	22		5,0
	91320905	5	P		101			101			3,5		91321505	5	P/1	60	108			101	41		6,0
100	91321001	1	P	52	45			25	20		1,3	160	91321506	6	P/1	60	108			120	60		7,0
	91321002	2	P	55	55			44	11		2,1		91321601	1	D	65	45	118	12	25	20		2,5
	91321003	3	P		63			63			2,9		91321602	2	D	70	55	118	12	44	11		3,3
	91321004	4	P		82			82			3,7		91321603	3	P/1	60	118			63	3		4,6
	91321005	5	P		101			101			4,5		91321604	4	P/1	60	118			82	22		5,7
112	91321121	1	P	55	45			25	20		1,3	170	91321605	5	P/1	60	118			101	41		7,0
	91321122	2	P	60	55			44	11		1,5		91321606	6	P/1	65	118			120	55		8,3
	91321123	3	P		63			63			1,7		91321701	1	D	65	45	128	12	25	20		2,8
	91321124	4	P		82			82			1,9		91321702	2	D	70	55	128	12	44	11		3,4
	91321125	5	P		101			101			2,1		91321703	3	P/1	60	128			63	3		4,8
120	91321201	1	P	55	45			25	20		1,55	180	91321704	4	P/1	60	128			82	22		5,92
	91321202	2	P	60	55			44	11		1,9		91321705	5	P/1	60	128			101	41		7,32
	91321203	3	P	75	63			63			2,25		91321706	6	P/1	65	128			120	55		8,72
	91321204	4	P		82			82			2,6		91321801	1	D	65	45	138	12	25	20		3,1
	91321205	5	P		101			101			2,95		91321802	2	D	70	55	138	12	44	11		3,9
125	91321251	1	P	58	45			25	20		1,6	91321803	3	D/1	80	60	138	18	63		3	5,2	
	91321252	2	P	60	55			44	11		2,5	91321804	4	P/1	60	138			82	22		6,18	
	91321253	3	P/1		60	83		63		3	3,28	91321805	5	P/1	70	138			101	31		7,48	
	91321254	4	P/1		60	83		82		22	4,18	91321806	6	P/1	70	138			120	50		8,78	
	91321255	5	P/1		60	83		101		41	5,08												

MATERIAL **CAST-IRON**



SOLID HUB

SPB TYPE



Dp	P. NUMBER	N°	EXEC.	ØM	L	ØDi	S	F	P	R	WEIGHT	Dp	P. NUMBER	N°	EXEC.	ØM	L	ØDi	S	F	P	R	WEIGHT	
GROOVES												GROOVES												
min												min												
Kg.												Kg.												
200	91322001	1	D	70	45	158	14	25	20		3,4	315	91323151	1	R	76	50	273	15	25	25		6,4	
	91322002	2	D	70	55	158	14	44	11		4,4		91323152	2	R	88	60	273	15	44	16		8,2	
	91322003	3	D/1	88	60	158	18	63		3	5,8		91323153	3	R/1	90	60	273	18	63		3	9,66	
	91322004	4	D/1	88	60	158	25	82		22	6,77		91323154	4	R/1	96	65	273	20	82		17	10,5	
	91322005	5	D/1	96	70	158	25	101		31	8,17		91323155	5	R/1	104	75	273	22	101		26	11,4	
	91322006	6	D/1	96	80	158	25	120		50	9,57		91323156	6	R/1	120	90	273	22	120		30	11,3	
212	91322121	1	D	70	45	170	14	25	20		3,7	340	91323401	1	R	80	50	298	15	25	25		6,7	
	91322122	2	D	77	55	170	14	44	11		4,6		91323402	2	R	88	60	298	15	44	16		9	
	91322123	3	D/1	88	60	170	18	63		3	5,1		91323403	3	R/1	92	60	298	18	63		3	11,18	
	91322124	4	D/1	88	60	170	25	82		22	5,41		91323404	4	R/1	96	65	298	20	82		17	12,7	
	91322125	5	D/1	96	70	170	25	101		31	6,28		91323405	5	R/1	104	75	298	22	101		26	14,3	
	91322126	6	D/1	104	80	170	25	120		40	7,01		91323406	6	R/1	120	90	298	22	120		30	14,9	
224	91322244	4	D/1	88	60	170	25	82		22	3,85	355	91323551	1	R	80	50	313	16	25	25		7,0	
225	91322251	1	D	70	45	183	14	25	20		4,0		91323552	2	R	88	60	313	18	44	16		9,7	
	91322252	2	D	77	55	183	14	44	11		5,4		91323553	3	R/1	92	60	313	22	63		3	12,26	
	91322253	3	D/1	88	60	183	18	63		3	6,9		91323554	4	R/1	96	65	313	22	82		17	13,0	
	91322254	4	D/1	88	60	183	25	82		22	7,83		91323555	5	R/1	104	75	313	24	101		26	14,21	
	91322255	5	D/1	96	70	183	25	101		31	9,33		91323556	6	R/1	120	90	313	24	120		30	16,2	
	91322256	6	D/1	104	80	183	25	120		40	10,83	380	91323801	1	R	85	55	338	20	25	30		9,7	
236	91322364	4	D/1	88	60	170	25	82		22	4,1		91323802	2	R	88	60	338	20	44	16		9,85	
250	91322501	1	D	70	50	208	14	25	25		4,2		91323803	3	R	96	65	338	22	63	2		9,86	
	91322502	2	D	77	55	208	14	44	11		6,1		91323804	4	R/1	104	75	338	24	82		7	9,20	
	91322503	3	D/1	88	60	208	18	63		3	8,6		91323805	5	R/1	112	85	338	24	101		16	8,7	
	91322504	4	D/1	96	65	208	25	82		17	10,36		91323806	6	R/1	120	100	338	28	120		20	7,17	
	91322505	5	D/1	104	75	208	25	101		26	12,86	400	91324001	1	R	85	55	358	20	25	30		9,8	
	91322506	6	D/1	104	80	208	25	120		40	15,36		91324002	2	R	88	60	358	20	44	16		10,0	
280	91322801	1	R	76	50	238	14	25	25		5,7		91324003	3	R	96	65	358	22	63	2		10,84	
	91322802	2	R	80	55	238	14	44	11		7,0		91324004	4	R/1	104	75	358	24	82		7	11,11	
	91322803	3	R/1	90	60	238	18	63		3	9,6		91324005	5	R/1	112	85	358	24	101		16	11,01	
	91322804	4	R/1	96	65	238	25	82		17	12,06		91324006	6	R/1	120	100	358	28	120		20	10,7	
	91322805	5	R/1	104	75	238	25	101		26	13,91		425	91324503	3	R	96	65	383	24	63	2		9,7
	91322806	6	R/1	104	80	238	25	120		40	15,80		91324504	4	R/1	104	75	383	24	82		7	10,2	
300	91323001	1	R	76	50	258	15	25	25		5,9		91324505	5	R/1	112	85	383	28	101		16	10,6	
	91323002	2	R	80	55	258	15	44	11		7,5		91324256	6	R/1	120	100	358	28	120		20	10,3	
	91323003	3	R/1	90	60	258	18	63		3	8,9													
	91323004	4	R/1	96	65	258	20	82		17	9,8													
	91323005	5	R/1	104	75	258	22	101		26	10,7													
	91323006	6	R/1	104	80	258	22	120		40	11,44													

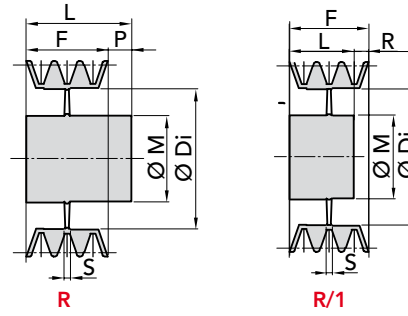
MATERIAL CAST-IRON



SOLID HUB

SPB TYPE

SPOKES



Dp	P. NUMBER	N°	EXEC.	ØM	L	ØDi	S	F	P	R	WEIGHT
GROOVES				min			Kg.				
450	91324501	1	R	90	60	408	20	25	35		9,8
	91324502	2	R	90	60	408	20	44	16		10,8
	91324503	3	R	96	65	408	24	63	2		11,8
	91324504	4	R/1	104	75	408	26	82		7	12,6
	91324505	5	R/1	112	85	408	26	101		16	12,9
	91324506	6	R/1	120	100	408	30	120		20	13,2
500	91325001	1	R	100	60	458	20	25	35		10,7
	91325002	2	R	100	65	458	20	44	21		13,7
	91325003	3	R	104	75	458	24	63	12		16,7
	91325004	4	R	112	85	458	26	82	3		18,7
	91325005	5	R/1	120	90	458	30	101		11	20,56
	91325006	6	R/1	129	105	458	30	120		15	21,81
560	91325601	1	R	100	60	518	20	25	35		12,5
	91325602	2	R	100	65	518	20	44	21		15,0
	91325603	3	R	104	75	518	24	63	12		17,5
	91325604	4	R	112	85	518	26	82	3		20,0
	91325605	5	R/1	120	90	518	30	101		11	22,36
	91325606	6	R/1	128	105	518	35	120		15	23,79
600	91326001	1	R	100	60	558	22	25	35		14,5
	91326002	2	R	100	65	558	22	44	21		17,5
	91326003	3	R	104	75	558	28	63	12		20,5
	91326004	4	R	115	85	558	28	82	3		23,5
	91326005	5	R/1	120	90	558	30	101		11	26,32
	91326006	6	R/1	128	105	558	35	120		15	28,29
630	91326301	1	R	100	60	588	22	25	35		16,2
	91326302	2	R	100	65	588	28	44	21		20,2
	91326303	3	R	104	75	588	28	63	12		24,2
	91326304	4	R	120	85	588	32	82	3		26,2
	91326305	5	R/1	128	90	588	32	101		11	28,02

MATERIAL **CAST-IRON**

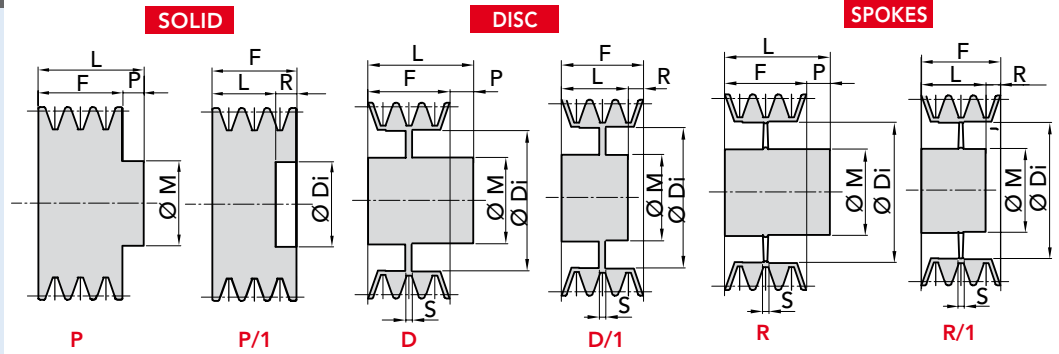
CAD drawings available on our site
www.chiaravalli.com

Quantity, availability and prices
on B2B Chiaravalli



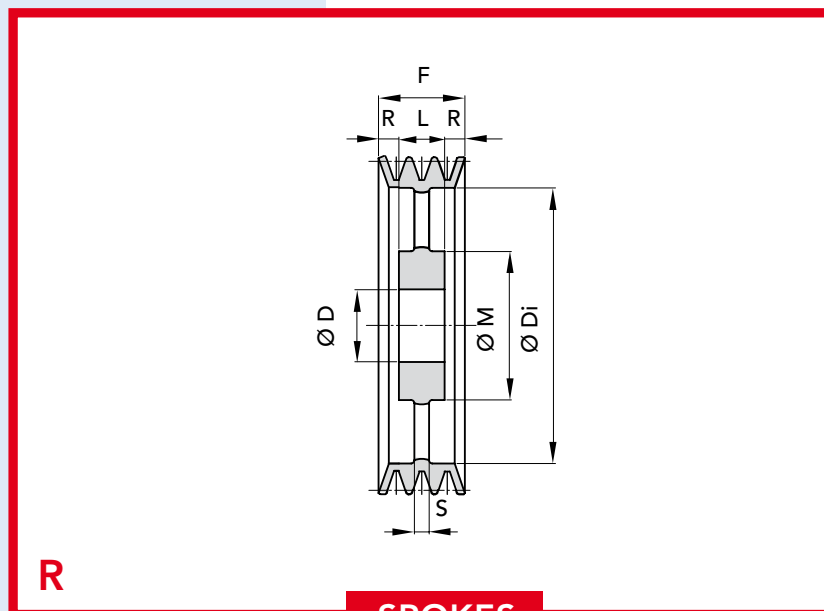
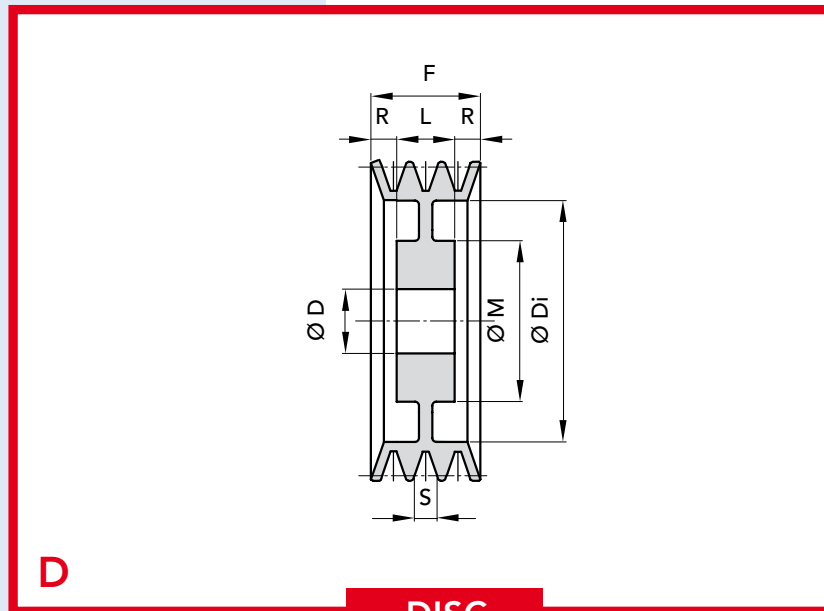
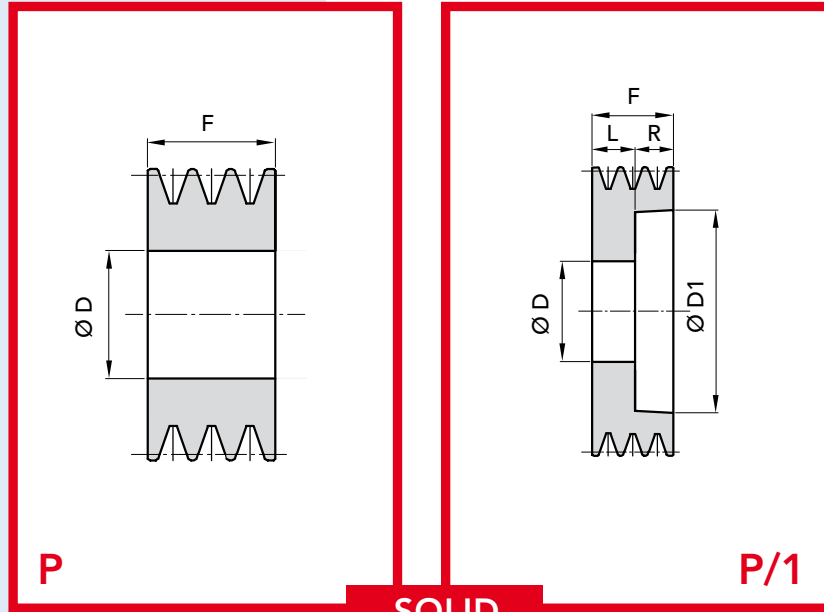
SOLID HUB

SPB TYPE



Dp	P. NUMBER	N°	EXEC.	ØM	L	ØDi	S	F	P	R	WEIGHT
GROOVES											
min											
Kg.											
120	91421201	1	P	65	50			34	16		2,3
	91421202	2	P	65	65			59,5	5,5		2,6
140	91421401	1	P	70	55			34	21		2,1
	91421402	2	P		59,5			59,5			2,9
	91421403	3	P/1		65	83		85	20		3,9
	91421404	4	P/1		80	83		111	30,5	4,74	
150	91421501	1	P	70	50			34	16		3,1
	91421502	2	P	72	59,5			59,5			3,9
	91421503	3	P/1		65	93		85	20		4,7
	91421504	4	P/1		80	93		111	30,5	5,7	
	91421505	5	P/1		96	93		136	40	6,7	
160	91421601	1	P	72	50			34	16		3,7
	91421602	2	P		59,5			59,5			4,6
	91421603	3	P/1		65	103		85	20		5,7
	91421604	4	P/1		80	103		111	30,5	7,0	
	91421605	5	P/1		96	103		136	40	8,3	
180	91421801	1	D	76	50	123	16	34	16		3,1
	91421802	2	D	80	60	123	16	59,5	0,5		3,9
	91421803	3	D/1	82	65	123	18	85	20		5,2
	91421804	4	D/1	82	80	123	20	111	30,5	6,18	
	91421805	5	D/1	82	96	123	20	136	40	7,48	
200	91422001	1	D	76	50	143	16	34	16		3,4
	91422002	2	D	80	60	143	16	59,5	0,5		4,8
	91422003	3	D/1	86	65	143	18	85	20		5,8
	91422004	4	D/1	90	90	143	25	111	20,5	6,7	
	91422005	5	D/1	90	100	143	25	136	36	8,7	
225	91422251	1	D	86	50	168	18	34	16		5,5
	91422252	2	D	88	60	168	18	59,5	0,5		6,9
	91422253	3	D/1	90	70	168	25	85	15	7,83	
	91422254	4	D/1	90	90	168	25	111	20,5	9,33	
	91422255	5	D/1	90	100	168	25	136	36	10,83	
250	91422501	1	D	86	50	193	18	34	16		7,3
	91422502	2	D	92	60	193	18	59,5	0,5		8,6
	91422503	3	D/1	92	70	193	25	85	15	10,36	
	91422504	4	D/1	100	90	193	25	111	20,5	12,86	
	91422505	5	D/1	102	100	193	25	136	36	15,36	
280	91422801	1	D	86	50	223	18	34	16		7,0
	91422802	2	D	92	60	223	18	59,5	0,5		9,6
91422803	3	D/1	92	70	223	25	85	15	12,0		
	91422804	4	D/1	100	90	223	25	111	10,5	13,9	
	91422805	5	D/1	102	100	223	25	136	36	15,2	
300	91423001	1	D	86	50	243	20	34	16		7,5
	91423002	2	D	92	60	243	20	59,5	0,5		8,9
	91423003	3	D/1	92	70	243	25	85	15	9,8	
	91423004	4	D/1	100	90	243	25	111	20,5	10,7	
	91423005	5	D/1	104	100	243	25	136	36	11,24	

MATERIAL CAST-IRON

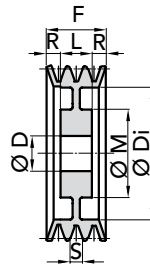




for LOCKING DEVICES

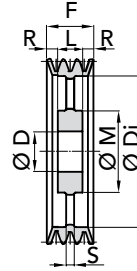
SPA TYPE

DISC



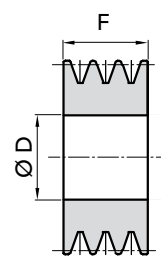
D

SPOKES

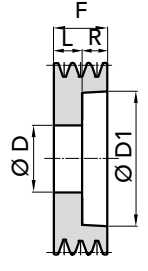


R

SOLID



P



P/1

Dp	P. NUMBER Ø 55 H8	P. NUMBER Ø 65 H8	P. NUMBER Ø 80 H8	N° GROOVES	EXEC.	F	L	Ø M	R	Ø Di	S	WEIGHT Kg.
90	91250902			2	P	35						0,2
	91250903			3	P	50						1,1
	91250905			5	P	80						2,0
95	91250952			2	P	35						0,85
100	91251001			1	P	20						0,5
	91251002	91261002		2	P	35						0,9
	91251003			3	P	50						1,3
105	91251052			2	P	35						0,95
120	91251202			2	P/1	35	27		8	88		1,0
125		91261252		2	P/1	35	27		8	92		1,0
		91261253		3	P/1	50	27		23	92		1,8
		91261254		4	P/1	65	27		38	92		2,4
130		91261303		3	P/1	50	27		23	97		1,75
140		91261403		4	P/1	65	27		38	107		1,5
150	91251502			2	P/1	35	27		8	117		1,35
		91261504		4	P/1	65	27		38	117		2,15
160	91251602	91261602		2	P/1	35	27		8	127		1,5
		91261603		3	P/1	50	27		23	127		1,9
170	91251702			2	D	35	27		4	137	27	1,6
180	91251802	91261802		2	D	35	27		4	147	27	1,7
	91251803	91271803		3	D	50	27		11,5	147	27	2,4
190		91261902		2	D	35	27	120	4	157	12	1,8
		91261903		3	D	50	27	120	11,5	157	12	2,5
200	91252002	91262002		2	D	35	27	120	4	167	12	1,9
		91262003		3	D	50	27	120	11,5	167	14	2,6
		91262004		4	D	65	27	120	19	167	14	3,3
225	91252252	91262252		2	D	35	27	120	4	192	12	2,2
	91252253	91262253		3	D	50	27	120	11,5	192	14	2,8
250	91252502			2	R	35	27	130	4	217	14	2,8
			91282503	3	R	50	27	130	11,5	217	14	3,5
		91262504		4	R	65	27	130	19	217	14	4,2
300			91283004	4	R	65	27	130	19	267	14	3,4

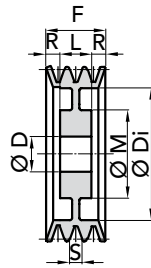
MATERIAL CAST-IRON



for LOCKING DEVICES

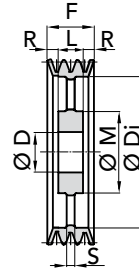
SPB TYPE

DISC



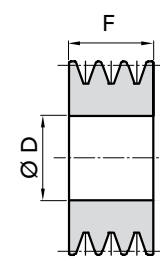
D

SPOKES

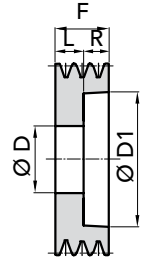


R

SOLID



P



P/1

Dp	P. NUMBER Ø 55 H8	P. NUMBER Ø 65 H8	P. NUMBER Ø 80 H8	N° GROOVES	EXEC.	F	L	Ø M	R	Ø Di	S	WEIGHT Kg.
112	91351121			1	P	25	27					0,7
	91351122			2	P/1	44	27		17	70		1,3
120		91361202		2	P/1	44	27		17	78		1,35
		91361203		3	P/1	63	27		36	78		2,15
		91361204		4	P/1	82	27		55	78		3,35
125	91351251			1	P	25	27					0,8
		91371252		2	P/1	44	27		17	83		1,4
		91361253		3	P/1	63	27		36	83		2,3
130		91361302	91381302	2	P/1	44	27		17	90		1,4
		91361303	91381303	3	P/1	63	27		36	90		2,35
		91361304	91381304	4	P/1	82	27		55	90		3,4
			91381305	5	P/1	101	27		74	90		4,35
			91381306	6	P/1	120	27		93	90		5,4
140	91351402	91361402	91381402	2	P/1	44	27		17	98		2,4
		91361403	91381403	3	P/1	63	27		36	98		3,4
		91361404	91381404	4	P/1	82	27		55	98		4,4
			91381405	5	P/1	101	27		74	98		5,4
150	91351501	91361501		1	P	25	27					1,0
	91351502	91361502	91381502	2	P/1	44	27		17	108		1,7
		91361503	91381503	3	P/1	63	27		36	108		2,5
		91361504	91381504	4	P/1	82	27		55	108		3,3
			91381505	5	P/1	101	27		74	108		4,1
160	91351601	91361601		1	P	25	27					1,1
		91361602	91381602	2	P/1	44	27		17	118		2,0
		91361603	91381603	3	P/1	63	27		36	118		2,6
			91381604	4	P/1	82	27		55	118		3,2
			91381605	5	P/1	101	27		74	118		3,8
			91381606	6	P/1	120	27		93	118		4,4
170			91381702	2	D	44	27		8,5	128	27	2,1
		91361703	91381703	3	D	63	27		18	128	27	2,7
			91381704	4	D	82	27		27,5	128	27	3,3
			91381705	5	D	101	27		37	128	27	3,9
180				1	P	25	27					1,4
		91361802	91381802	2	D	44	27		8,5	138	27	2,2
		91361803	91381803	3	D	63	27		18	138	27	3,0
		91361804	91381804	4	D	82	27		27,5	138	27	3,8
			91381805	5	D	101	27		37	138	27	4,6
			91381806	6	D	120	27		46,5	138	27	5,4

MATERIAL **CAST-IRON**

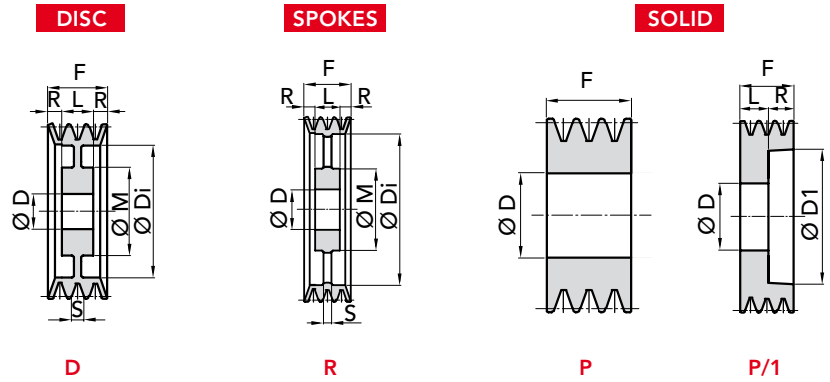
CAD drawings available on our site
www.chiaravalli.com

Quantity, availability and prices
 on B2B Chiaravalli



for LOCKING DEVICES

SPB TYPE



Dp	P. NUMBER Ø 55 H8	P. NUMBER Ø 65 H8	P. NUMBER Ø 80 H8	N° GROOVES	EXEC.	F	L	Ø M	R	Ø Di	S	WEIGHT Kg.
190		91361901		1	P	25						1,35
			91381902	2	D	44	27		8,5	148	27	2,3
			91381903	3	D	63	27		18	148	27	2,9
			91381904	4	D	82	27		27,5	148	27	3,5
			91381905	5	D	101	27		37	148	27	4,1
200		91362001	91382001	1	P	25						1,5
		91372002	91382002	2	D	44	27	120	8,5	158	15	2,4
		91362003	91382003	3	D	63	27	120	18	158	15	3,0
		91362004	91382004	4	D	82	27	120	27,5	158	15	3,6
			91382005	5	D	101	27	120	37	158	15	4,2
			91382006	6	D	120	27	120	46,5	158	18	4,8
212		91362122	91382122	2	D	44	27	120	8,5	170	15	2,7
		91362123	91382123	3	D	63	27	120	18	170	15	3,2
		91362124	91382124	4	D	82	27	120	27,5	170	15	3,7
			91382125	5	D	101	27	120	37	170	15	4,2
225		91372252	91382252	2	D	44	27	120	8,5	183	15	2,8
	91352253	91362253	91382253	3	D	63	27	120	18	183	15	3,4
		91362254	91382254	4	D	82	27	120	27,5	183	15	4,0
			91382255	5	D	101	27	120	37	183	15	4,6
			91382256	6	D	120	27	120	46,5	183	18	5,2
			91382403	3	D	63	27	120	18	198	16	2,85
240	91352501			1	D	25	25	130		208	16	2,3
	91352502	91372502	91382502	2	D	44	27	130	8,5	208	16	2,9
		91372503	91382503	3	D	63	27	130	18	208	16	4,3
		91362504	91382504	4	D	82	27	130	27,5	208	16	4,8
			91382505	5	D	101	27	130	37	208	16	5,3
			91382506	6	D	120	27	130	46,5	208	18	5,8
280				1	D	25	25	120		238	16	2,4
			91382802	2	D	44	27	120	8,5	238	16	3,5
			91382803	3	D	63	27	120	18	238	16	4,6
			91382804	4	D	82	27	120	27,5	238	16	5,7
			91382805	5	D	101	27	130	37	238	16	6,8
300	91353001			1	R	25	25	130		258	15	2,35
			91383004	4	R	82	27	130	27,5	258	20	3,2
			91383005	5	R	101	27	130	37	258	22	4,0
315		91363153		3	R	63	27	130	18	273	18	4,9
			91383154	4	R	82	27	130	27,5	273	20	4,25
			91383155	5	R	101	27	130	37	273	22	3,6
355	91353551			1	R	25	25	130		308	16	3,0

MATERIAL CAST-IRON

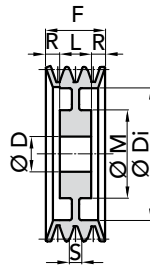
CAD drawings available on our site
www.chiaravalli.comQuantity, availability and prices
on B2B Chiaravalli



for LOCKING DEVICES

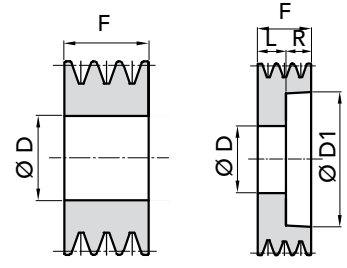
SPC TYPE

DISC



D

SOLID



P

P/1

Dp	P. NUMBER Ø 55 H8	P. NUMBER Ø 65 H8	P. NUMBER Ø 80 H8	N° GROOVES	EXEC.	F	L	Ø M	R	Ø Di	S	WEIGHT Kg.
160			91481603	3	P/1	85	27		58	103		2,6
190			91481903	3	P/1	85	27		58	133		2,9
225			91482253	3	D	85	27	120	29	168	25	3,4

MATERIAL **CAST-IRON**

CAD drawings available on our site
www.chiaravalli.com

Quantity, availability and prices
 on B2B Chiaravalli