

Slide Bases and Slide Rails

MOTOR SLIDE BASES

Fenner motor slide bases cover the full range of motors up to frame size 280.

Slide Bases are available in two versions:

- The MPB is a heavy duty single plate base available for motors from 90 to 280 frame.
- The MB is a lightweight and easy to mount dual-plate base available for motors from 56 to 132 frame.

Compare the features and benefits of Fenner bases with your current method!

Features

- Large range accommodating motor frames from 56 - 280
- Fully adjustable operation
- Compact design
- Robust and plated screw adjustment
- Pre slotting for precision adjustment
- No welding points
- Availability in Galvanised or Stainless Steel
- Usage for friction drives, pumps, chain drives
- Usage with all types and makes of motors

Both ranges are specifically designed for extreme drive loads and are manufactured without welding in heavy gauge pre-slotted galvanised steel for maximum resistance to corrosion.

For Offshore and special process applications all bases can be supplied to special order coated or manufactured in Stainless Steel.

Unlike slide rails the development of the Motor Slide Base has been market led. A new

technology offering the manufacturer reductions in design errors, time savings in production and thus cost savings over the whole manufacturing process.

Maintenance and production engineers now have the ability to maintain absolute belt alignment throughout the drive tensioning process meaning fast in situ belt tensioning without the removal of guards and thus no plant down time.

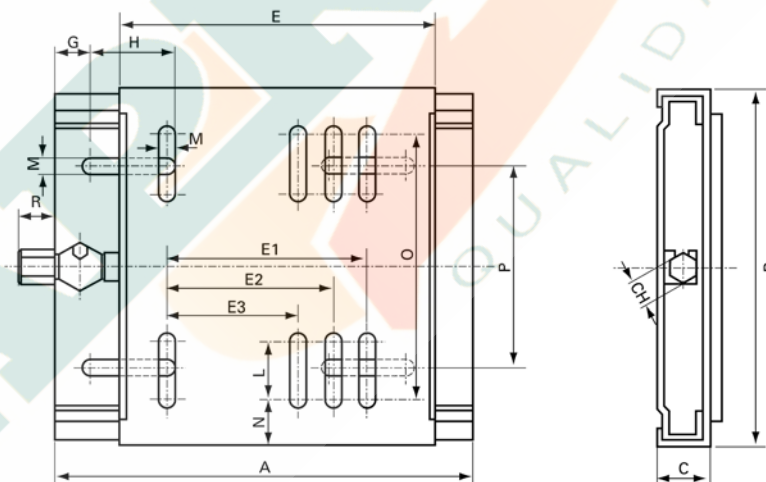
Benefits: Original Equipment

- Competitive Price
- Reduces design errors
- Reduces design time
- Reduces fitting time
- Reduces positioning time
- No drilling required to fit
- Accurate and positive alignment every time
- Ex-stock deliveries Nation-wide

Benefits: Maintenance

- No plant down-time
- Institute drive adjustment
- Drive tensioning without removal of guards
- Corrosion resistant finish
- Rapid adjustment feature (optional)
- Totally maintenance free

Mono Plate Base (MPB)

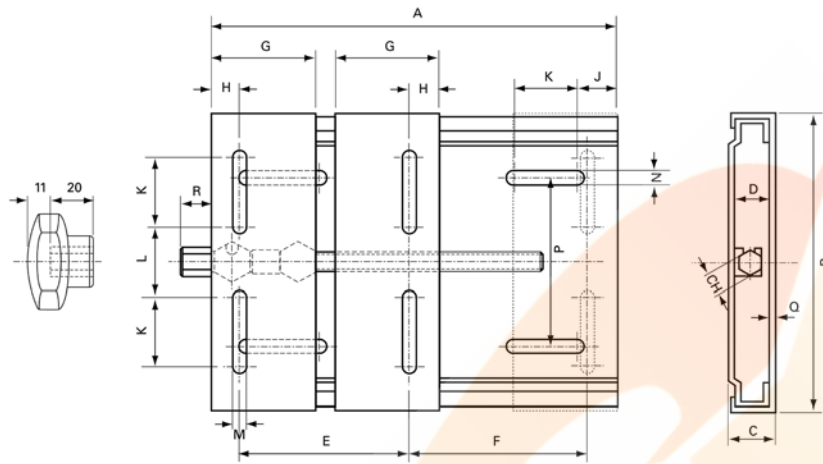


Dimensions

Product	Type	Motor	A	B	C	CH	E	E3	E2	E1	G	H	L	M	N	O	P	R	Weight
047A9012	MPB 90/112	90-100-112	307	213	33	19	255	140	160	190	28	50	50.0	10.5	25.5	162	108	30	4.1
047D1682	MPB 160/180-2	160-180	430	370	40	22	380		254	279	30	62	62.0	12.5	41.5	287	248	30	12.0
047P1618	MPB 160/180	160-180	490	370	40	22	380		254	279	30	62	62.0	12.5	41.5	287	248	30	12.7
047E2022	MPB 200/225	200-225	585	450	50	22	468		318	356	30	60	52.0	17.0	49.0	352	300	30	23.7
047F0250	MPB 250*	250	600	470	65	22	515			406	30	60	70.0	22.0	50.5	369	320	30	28.1
047G0280	MPB 280*	280	735	570	65	22	585			457	30	70	70.0	22.0	55.0	460	420	30	38.2

Slide Bases and Slide Rails

Twin Plate Base (MB)



Dimensions

Product	Type	Motor	A	B	C	D	E	F	G	H	J	K	L	M	N	O	P	Q	R	Weight
047K6380	MB 63/80	63 - 80	210	195	33	27	100	70	70	20	25	50.0	43	10.5	10.5	19	98	3	30	2.3
047L6310	MB 63/100	63 - 100	270	195	33	27	100	130	70	20	25	50.0	43	10.5	10.5	19	98	3	30	2.7
047M9012	MB 90/112	90 - 112	307	213	33	27	100	165	70	20	29	50.0	62	10.5	10.5	19	108	3	30	3.4
047M9032	MB 90/132	90 - 132	430	290	40	32	140	240	95	27	29	62.5	90	13.0	13.0	22	165	4	30	7.4
047N9322	MB 90/132-2	90 - 132	340	290	40	32	140	150	95	27	29	62.5	90	13.0	13.0	22	165	4	30	6.3

SITE ADJUSTMENT KNOB – for types 63/80 + 63/100 with 19mm hexagon - for types 90/132 with 22mm hexagon.

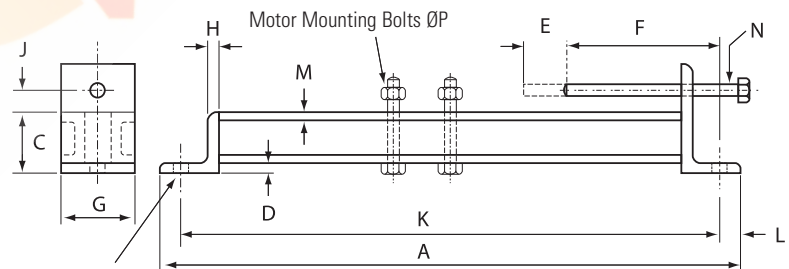
Table of Adjustments – Motor Sizes

Type	Adjustments	63 M	71 M	80 M	90 S	90 L	100 L	112 M	132 S	132 M	Additional adjustments with slots
MB 63/80	E	100	112	125							F+50
	F	70	58	45							
MB 63/100	E	100	112	125	140	140	160				F+50
	F	130	118	105	90	90	70				
MB90/112	E				140	140	160	190			F+62.5
	F				127	127	107	77			
MB 90/132	E				140	140	160	190	216	216	F+62.5
	F				240	240	220	190	164	164	
MB 90/132-2	E				140	140	160	190	216	216	F+62.5
	F				240	240	220	190	164	164	

Dimensions, form and technical data are not binding.

FENNER SLIDE RAILS

Are made from fabricated steel to provide a simple and accurate method of mounting electric motors to machine bed plates. Each product code refers to one complete set for one motor and includes slide rails, tensioning bolts and motor mounting bolts.



Mounting holes 2 x ØB

Dimensions

Product Code	Frame Size	A	B	C	D	E	F	G	H	J	K	L	M	N	P
076K0000	63-90	355	10	30	10	95	45	35	8	6	325	20	2.00	M10	4xM8x40
076L0000	100-132	470	12	44	12	160	50	50	10	6	430	20	3.00	M10	4xM10x65
076M0000	160-180	615	15	64	14	190	60	65	12	10	565	25	3.15	M12	4xM12x90
076N0000	200-225	785	19	82	30	230	70	80	20	12	725	35	4.00	M16	4xM16x110
076P0000	250-280	945	24	82	20	300	58	110	20	16	885	30	3.15	M20	6xM20x130
076R0000	315-355	1215	28	100	25	375	70	110	24	20	1115	50	5.00	M24	6xM24x150